



January 28, 2025 Regular Board Packet

A Regular meeting of the Board of Education of Washtenaw Intermediate School District will be held beginning at 5:00 PM at the WISD Teaching and Learning Center, 1819 S. Wagner Rd. Ann Arbor, MI (734) 994-8100.

Tuesday, January 28, 2025 05:00 PM

1. Call To Order - President Diane Hockett

2. Roll Call - TJ Greggs, Administrative Assistant to the Superintendent

3. Approval of the Agenda

[January 28, 2025 Agenda Memo \(p. 3\)](#)

4. Communications

5. Public Participation

6. Presentation

A. Award Presentation

7. Financial Report

[WISD Monthly Graphic Financial Report Dec 2024 \(p. 6\)](#)

[Treasurers Report 123124 \(p. 15\)](#)

8. Equity, Inclusion, and Social Justice Dialogue

9. Consent Agenda

A. Approval: Minutes

[1-14-25 Minutes \(p. 66\)](#)

B. Approval: Superintendent's Recommendations

072-24-25 Employment Recommendations

[New Hire_L. Lantis \(p. 71\)](#)

073-24-25 Reclassification Requests

[Reclassification_Principal Work Days \(p. 73\)](#)

074-24-25 Staff Resignations

[Resignation_A. Richey \(p. 75\)](#)

[Resignation_M. Lyons \(p. 77\)](#)

[Resignation_R. Griffin \(p. 79\)](#)

075-24-25 Education Project For Homeless Youth

[Education Project for Homeless Youth Memo \(p. 81\)](#)

[Education Project for Homeless Youth Contract \(p. 82\)](#)

076-24-25 Washtenaw Community College Adult Education Program

[Services with WCC Adult Ed Memo \(p. 86\)](#)

[Services with WCC Adult Ed 24-25 \(p. 87\)](#)

10. New Business

A. Authorization of Closed Session

[Board Rec_Closed session_Empl Mtrr_1.28.25 \(p. 92\)](#)

11. Recess to Closed Session

12. Reconvene to Open Session

13. Other Items of Business

14. Board of Education Reports

15. Administrative Reports

A. Superintendent's Report

16. Adjournment

MEMORANDUM

TO: Board of Education
FROM: Naomi Norman, Superintendent
DATE: January 21, 2025
RE: Regular Meeting January 28, 2025

Agenda Item 3: Approval of the Agenda: President Diane Hockett will ask for approval of the agenda.

Agenda Item 4: Communications: There are no communications at this time.

Agenda Item 5: Public Participation: Members of the public who wish to address the Board may do so at this time.

Agenda Item 6: Presentation:

A. Award Presentation: Superintendent Naomi Norman will present the Collaborative Health Impact Award from the Washtenaw Health Initiative.

Agenda Item 7: Financial Report: Associate Superintendent Brian Marcel will review the financial report for December 2024 and will be available to answer questions or provide additional information.

Agenda Item 8: Equity, Inclusion, and Social Justice Dialogue: Associate Superintendent Brian Marcel will facilitate the equity, inclusion, and social justice discussion.

Agenda Item 9: Consent Agenda

A. Approval: Minutes: Approval of the minutes of the January 14, 2025, regular meeting.

B. Approval: Superintendent's Recommendations:

The Superintendent recommends the Board accept the following employment recommendations:

072-24-25 Employment Recommendations: Please see the employment recommendations for:

Lauren Lantis as a School Speech and Language Pathologist for all WEOC locations. If approved Lauren Lantis's salary will be \$96,208, step 15, MA30. All other fringe benefits will be set forth in the Unit II contract.

The Superintendent recommends the Board accept the following reclassification:

073-24-25 Reclassification Requests: Please see the reclassification request for:
Rebekah Ralls, current position: Supervisor - YA, 1.0 FTE, 210 workdays, Salary: Grade 12(210-Days) \$100,460 - \$123,464, Non-Affiliated. Recommended position: Supervisor - YA, 1.0 FTE, 230 workdays, Salary: Grade 12(230-Days) \$110,028 - \$135,223, Non-Affiliated.

The Superintendent recommends the Board accept the following resignation:

074-24-25 Staff Resignations: Please see the resignation requests for:
Armeka Richey, effective January 15, 2025. John has been employed with the WISD since September 23, 2024, as an Office Professional 2 at Red Oak.

Margaret Lyons, effective February 5, 2025. Margaret has been employed with the WISD since January 23, 2023, as an Early Intervention Home Visitor in our Early Childhood Department.

Ryan Griffin, effective January 17, 2025. Ryan has been employed with the WISD since July 29, 2024, as a Family Support Specialist in our Early Childhood Department.

The Superintendent recommends the WISD Board of Education authorize the administration to contract with Ozone House for the Education Project for Homeless Youth in the amount of \$60,000, as presented.

075-24-25 Education Project For Homeless Youth: Please see the memo from Coordinator of Grants and Special Projects Sarah Hierman. The continued partnership with Ozone House has provided a level of program sustainability and continuity of services that have truly benefited our county McKinney-Vento homeless students. Ozone House provides not only a consistent staff of qualified social workers, but the ability to leverage and manage interns, donation drives, and coordination of transportation. The amount of the contract is \$60,000 for the period of October 1, 2024, through September 30, 2025.

The Superintendent recommends the WISD Board of Education authorize the administration to contract with Washtenaw Community College for the Adult Education Program services in the amount of \$418,150, as presented.

076-24-25 Washtenaw Community College Adult Education Program: Please see the memo from Coordinator of Grants and Special Projects Sarah Hierman. The contract deliverables support the operation of the Adult Education Program site, located on Clark St in Ypsilanti. The position deliverables include the employment and/or contract of services of qualified staff necessary to the operation of the program. The contract total amount is \$418,150 for the period of July 1, 2024, through June 30, 2025.

Recommendation: The Superintendent recommends that the Board of Education approve the minutes and Superintendent's recommendations in the Consent Agenda, as presented. (Roll Call Vote)

Agenda Item 10: New Business:

A. Authorization of Closed Session: The Board of Education has requested a closed session under Section 8(1)(a) for the purpose of conducting the Superintendent's evaluation, Section 8(1)(a) addressing a personnel matter, and under Section 8(c) for the purpose of strategy and negotiation sessions connected with a collective bargaining agreement.

Recommendation: Motion that the Board of Education convene in closed session under Section 8(1)(a) for the purpose of conducting the Superintendent's evaluation, under Section 8(1)(a) addressing a personnel matter, and under Section 8(1)(c) for the purpose of strategy and negotiation sessions connected with a collective bargaining agreement, as presented. (Roll Call Vote)

Agenda Item 11: Recess to Closed Session for Section 8(1)(a), Section 8(1)(a), and Section8(1)(c):

Agenda Item 12: Reconvene to Open Session:

Agenda Item 13: Other Items of Business:

Agenda Item 14: Board of Education Reports:

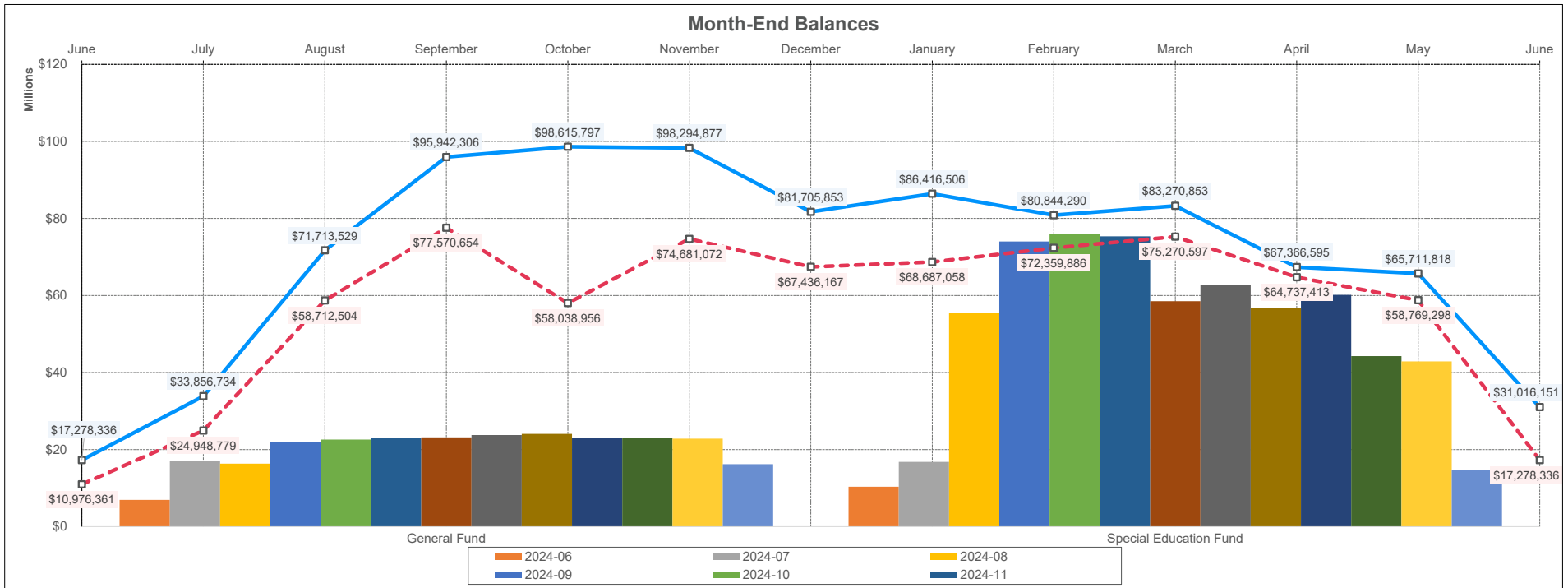
Agenda Item 15: Administrative Reports:

A. Superintendent's Report: Superintendent Norman will address the Board.

Agenda Item 16: Adjournment

11 General Fund | 22 Special Education Fund

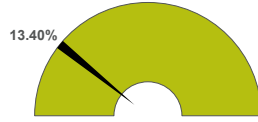
For the Period Ending December 31, 2024



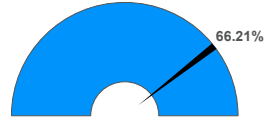
11 General Fund | 22 Special Education Fund

For the Period Ending December 31, 2024

Projected Year End Balance as % of Budgeted Revenues

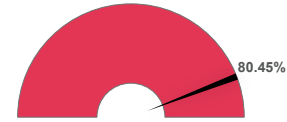


Actual YTD Revenues



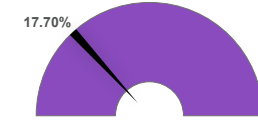
Projected YTD Revenues
59.91%

Actual YTD Local Source



Projected YTD Local Sources
76.67%

Actual YTD State Sources



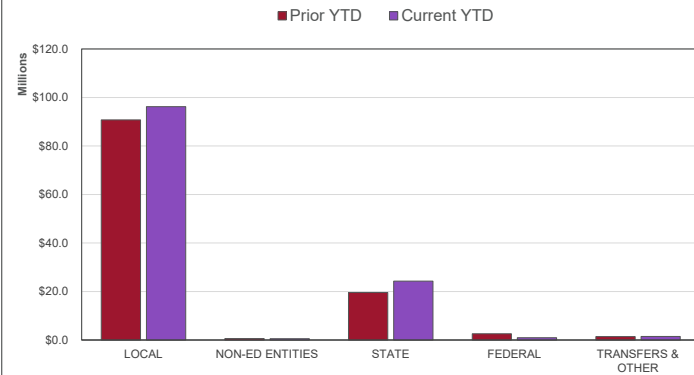
Projected YTD State Sources
565.76%

Revenue Analysis

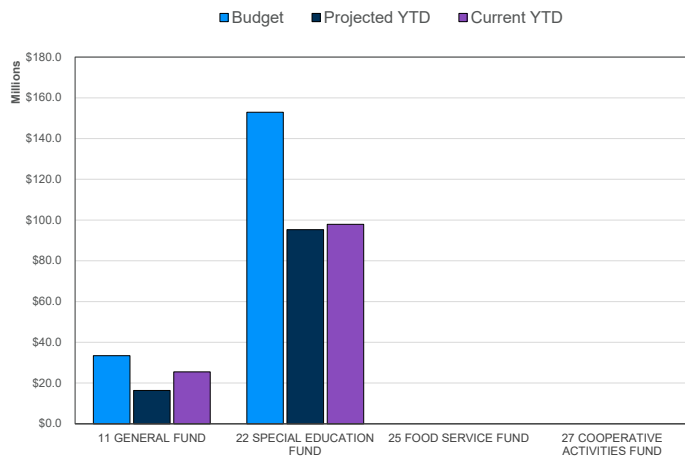
General Fund | Top 10 Revenues by Source YTD

Restricted State Revenues Received As Grants	\$12,138,578
Lawmasc State Aid	\$3,209,875
Early Childhood State Aid	\$3,035,700
Property Tax Levy	\$1,650,353
Adult Education Participants	\$1,320,366
Other Distributions Received From Other Public Schools	\$778,053
Compensation Rec'D In Pmt Of Svc Provided To Other Public School	\$574,535
Restricted Revenues Received Through Non-Educational Entity	\$511,590
Restricted Received Directly From Federal Government	\$402,394
Earnings On Investments And Deposits	\$374,702
Percent of Total Revenues Year-to-Date	94.09%

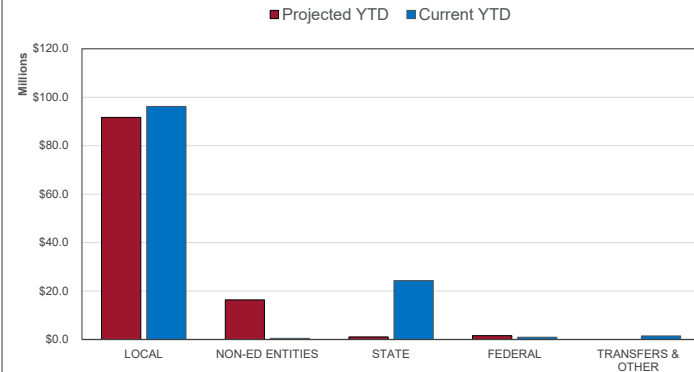
Revenue by Source | Prior YTD vs. Current YTD



Revenues by Fund



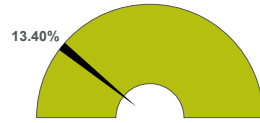
Revenue by Source | Projected YTD vs. Current YTD



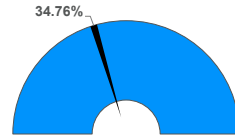
11 General Fund | 22 Special Education Fund

For the Period Ending December 31, 2024

Projected Year End Balances as % of Budgeted Expenditures

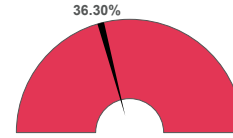


Actual YTD Expenditures




Projected YTD Expenditures
32.88%

Actual YTD Salaries/Benefits



Projected YTD Salaries/Benefits
39.08%

Actual YTD Purchased Services



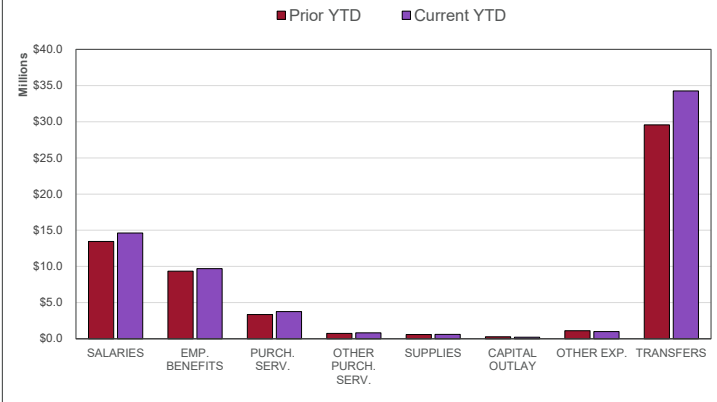
Projected YTD Purchased Services
45.12%

Expenditure Analysis

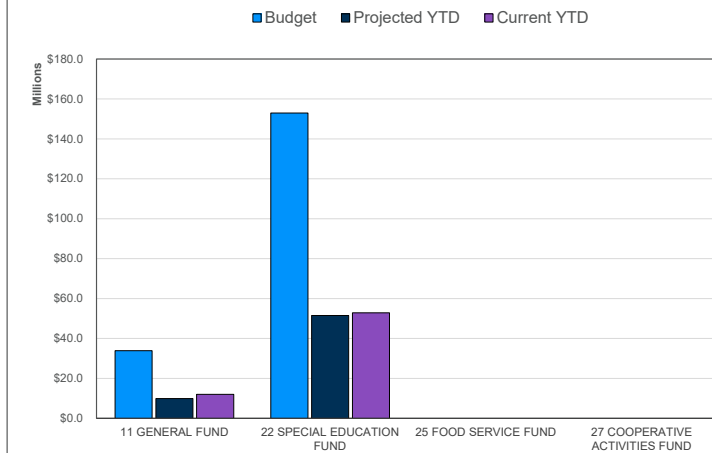
General Fund | Top 10 Expenditures by Program YTD

Improvement Of Instruction	\$2,341,272
Pmts To Other Mich Publ Schools	\$1,789,252
Non-Instr Technology Services	\$1,246,064
Supervision/direction Of Instr Staff	\$1,116,811
Custody And Care Of Children	\$663,230
Social Work Services	\$620,910
Pmts To Other Govt Entities	\$618,825
Health Services	\$431,876
Community Activities	\$415,752
Planning, Research And Evaluation	\$408,807
Percent of Total Expenditures Year-to-Date	80.14%

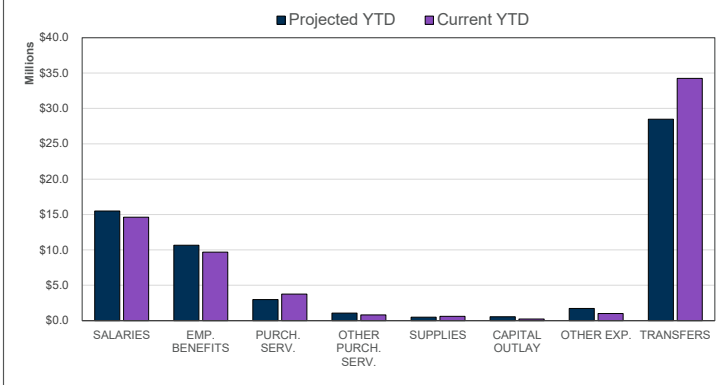
Expenditures by Object | Prior YTD vs. Current YTD



Expenditures by Fund



Expenditures by Object | Projected YTD vs. Current YTD

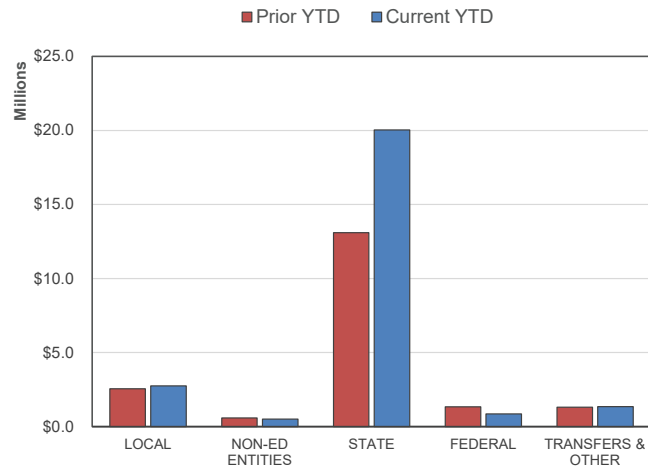


General Fund | Financial Summary

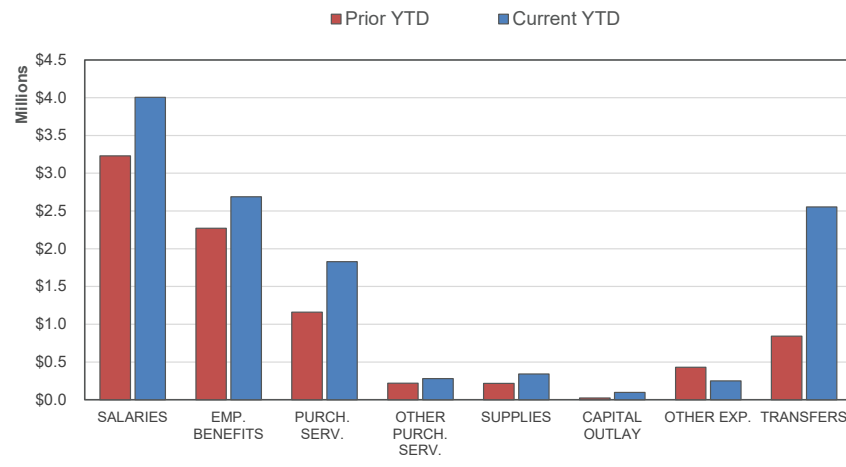
For the Period Ending December 31, 2024

	YTD % of PY Total			YTD % of Budget		
	Prior YTD	Prior Year Total	YTD % of PY Total	Current YTD	Annual Budget	YTD % of Budget
REVENUES						
Local	\$2,560,776	\$3,300,015	77.60%	\$2,746,705	\$3,126,111	87.86%
Non-Ed Entities	581,790	2,069,146	28.12%	511,590	2,890,314	17.70%
State	13,100,963	18,348,442	71.40%	20,038,709	16,635,354	120.46%
Federal	1,341,951	8,400,083	15.98%	855,108	6,756,633	12.66%
Transfers & Other	1,306,729	3,333,933	39.19%	1,352,588	4,021,028	33.64%
TOTAL REVENUE	\$18,892,210	\$35,451,618	53.29%	\$25,504,699	\$33,429,440	76.29%
EXPENDITURES						
Salaries	\$3,230,406	\$7,070,153	45.69%	\$4,004,593	\$7,824,521	51.18%
Employee Benefits	2,270,562	4,966,028	45.72%	2,687,843	5,733,055	46.88%
Purchased Services	1,160,533	3,727,946	31.13%	1,829,949	1,883,510	97.16%
Other Purchased Services	220,050	459,849	47.85%	278,842	539,599	51.68%
Supplies & Materials	216,214	447,327	48.33%	342,114	194,389	175.99%
Capital Outlay	24,072	70,176	34.30%	97,997	271,882	36.04%
Other Expenditures	430,126	1,177,611	36.53%	249,017	2,323,597	10.72%
Transfers & Other	841,182	15,683,212	5.36%	2,554,258	15,111,721	16.90%
TOTAL EXPENDITURES	\$8,393,146	\$33,602,302	24.98%	\$12,044,613	\$33,882,274	35.55%
SURPLUS / (DEFICIT)	\$10,499,064	\$1,849,317		\$13,460,086	(\$452,834)	
ENDING FUND BALANCE		\$6,935,168			\$6,482,334	

Revenues by Source | Prior YTD Current YTD



Expenditures by Object: Prior YTD vs. Current YTD

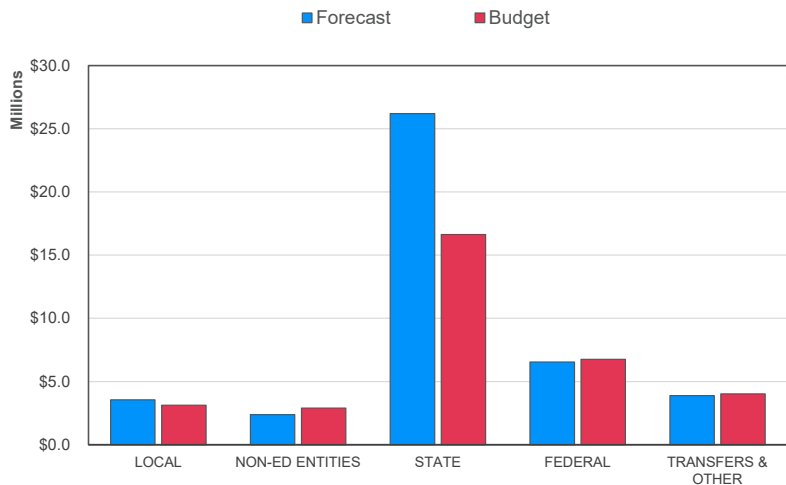


General Fund | Financial Forecast

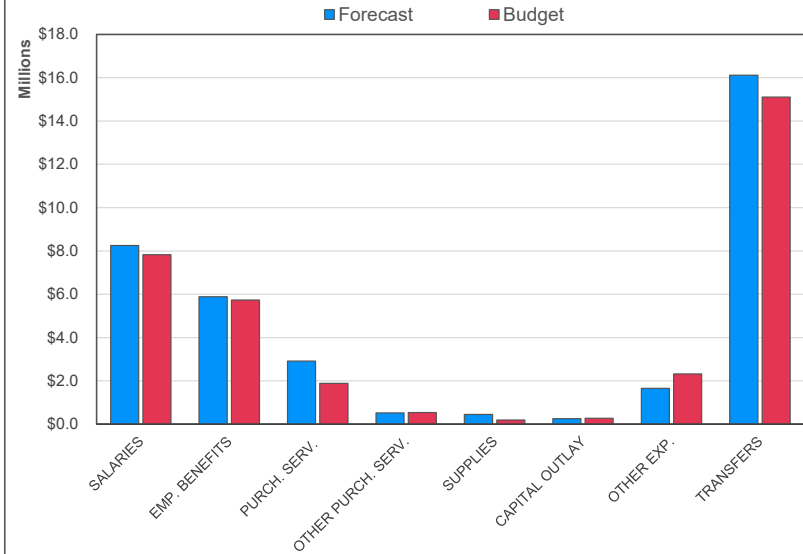
For the Period Ending December 31, 2024

	Prior YTD	Current YTD	Add: Projections	Annual Forecast	Annual Budget	Variance Over / (Under)
REVENUES						
Local	\$2,560,776	\$2,746,705	\$803,773	\$3,550,478	\$3,126,111	\$424,367
Non-Ed Entities	581,790	511,590	1,868,912	2,380,502	2,890,314	(509,812)
State	13,100,963	20,038,709	6,161,200	26,199,909	16,635,354	9,564,555
Federal	1,341,951	855,108	5,682,172	6,537,280	6,756,633	(219,353)
Transfers & Other	1,306,729	1,352,588	2,526,442	3,879,030	4,021,028	(141,998)
TOTAL REVENUE	\$18,892,210	\$25,504,699	\$17,042,498	\$42,547,198	\$33,429,440	\$9,117,758
EXPENDITURES						
Salaries	\$3,230,406	\$4,004,593	\$4,248,677	\$8,253,270	\$7,824,521	\$428,749
Employee Benefits	2,270,562	2,687,843	3,200,203	5,888,046	5,733,055	154,991
Purchased Services	1,160,533	1,829,949	1,082,373	2,912,323	1,883,510	1,028,813
Other Purchased Services	220,050	278,842	237,036	515,878	539,599	(23,721)
Supplies & Materials	216,214	342,114	110,400	452,514	194,389	258,125
Capital Outlay	24,072	97,997	153,048	251,045	271,882	(20,837)
Other Expenditures	430,126	249,017	1,402,244	1,651,260	2,323,597	(672,337)
Transfers & Other	841,182	2,554,258	13,560,924	16,115,182	15,111,721	1,003,461
TOTAL EXPENDITURES	\$8,393,146	\$12,044,613	\$23,994,905	\$36,039,518	\$33,882,274	\$2,157,244
SURPLUS / (DEFICIT)	\$10,499,064	\$13,460,086	(\$6,952,406)	\$6,507,679	(\$452,834)	
ENDING FUND BALANCE				\$13,442,847	\$6,482,334	\$6,960,513

Revenues by Source | Forecast vs. Budget



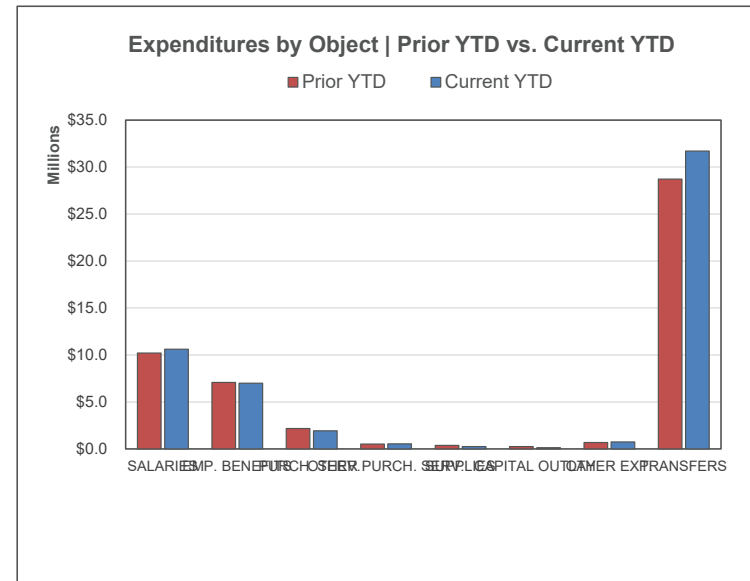
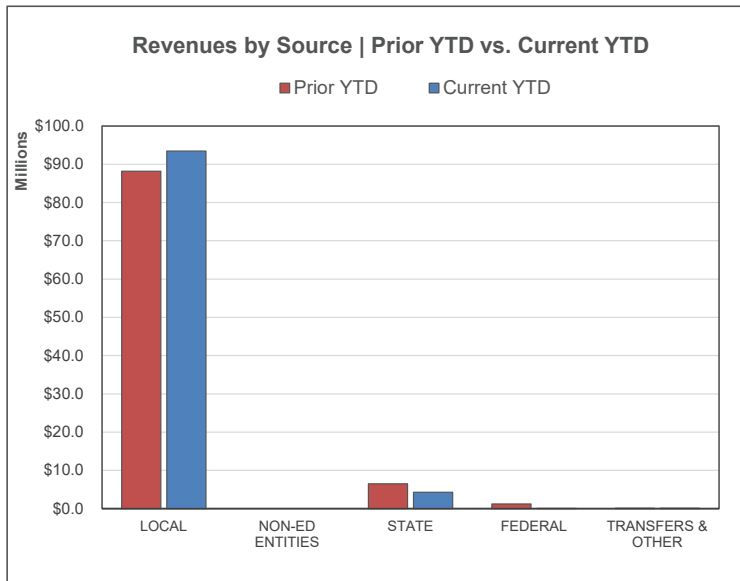
Expenditures by Object | Forecast vs. Budget



Special Education Fund | Financial Summary

For the Period Ending December 31, 2024

	Prior YTD			Current YTD		
	Prior YTD	Prior Year Total	YTD % of PY Total	Current YTD	Annual Budget	YTD % of Budget
REVENUES						
Local	\$88,171,827	\$114,658,979	76.90%	\$93,434,328	\$116,425,074	80.25%
Non-Ed Entities	0	0		0	0	
State	6,500,083	24,252,684	26.80%	4,266,886	23,030,303	18.53%
Federal	1,208,982	14,426,838	8.38%	79,336	12,845,813	0.62%
Transfers & Other	91,091	593,701	15.34%	102,031	635,826	16.05%
TOTAL REVENUE	\$95,971,982	\$153,932,202	62.35%	\$97,882,581	\$152,937,016	64.00%
EXPENDITURES						
Salaries	\$10,213,155	\$25,372,882	40.25%	\$10,607,619	\$30,554,341	34.72%
Employee Benefits	7,069,851	17,868,635	39.57%	7,005,893	22,843,375	30.67%
Purchased Services	2,179,236	5,233,916	41.64%	1,920,124	5,010,469	38.32%
Other Purchased Services	522,901	1,070,552	48.84%	531,856	1,510,815	35.20%
Supplies & Materials	365,608	825,747	44.28%	261,616	968,392	27.02%
Capital Outlay	241,948	372,119	65.02%	124,682	787,729	15.83%
Other Expenditures	686,219	997,240	68.81%	748,602	1,787,008	41.89%
Transfers & Other	28,732,322	97,738,452	29.40%	31,697,483	89,474,887	35.43%
TOTAL EXPENDITURES	\$50,011,240	\$149,479,543	33.46%	\$52,897,875	\$152,937,016	34.59%
SURPLUS / (DEFICIT)	\$45,960,742	\$4,452,659		\$44,984,706	\$0	
ENDING FUND BALANCE		\$10,343,168			\$10,343,168	

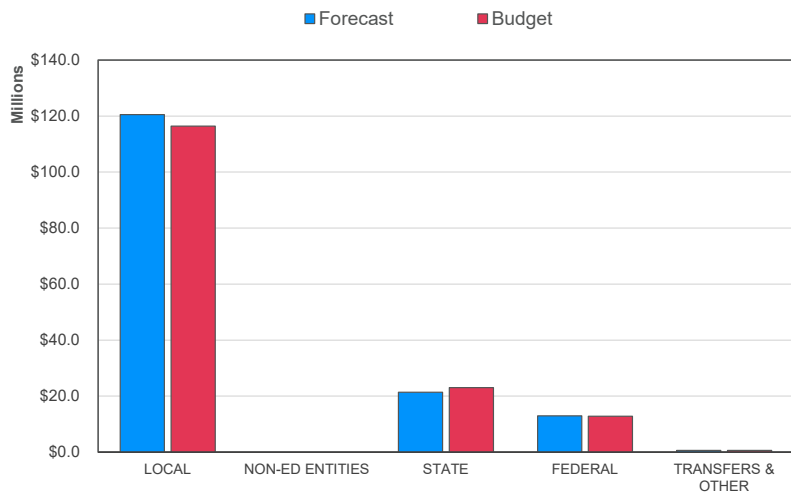


Special Education Fund | Financial Forecast

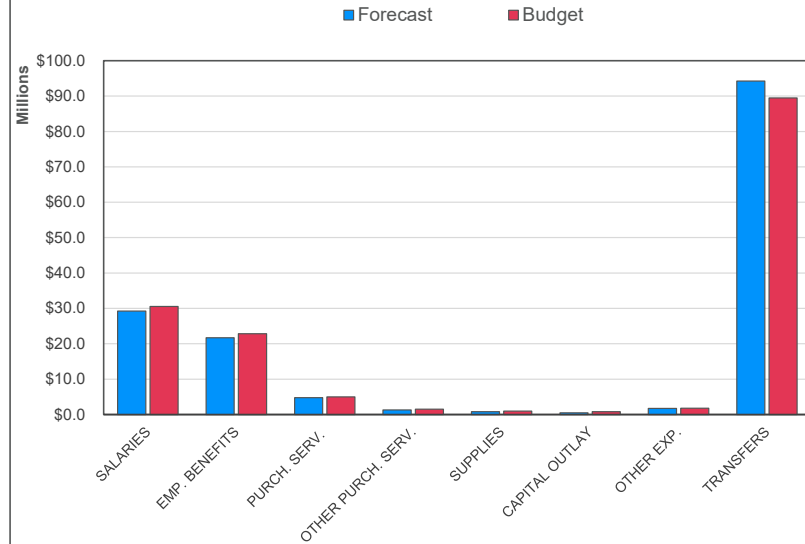
For the Period Ending December 31, 2024

	Prior YTD	Current YTD	Add: Projections	Annual Forecast	Annual Budget	Variance Over / (Under)
REVENUES						
Local	\$88,171,827	\$93,434,328	\$27,091,179	\$120,525,507	\$116,425,074	\$4,100,433
Non-Ed Entities	0	0	0	0	0	0
State	6,500,083	4,266,886	17,152,175	21,419,061	23,030,303	(1,611,242)
Federal	1,208,982	79,336	12,878,284	12,957,621	12,845,813	111,808
Transfers & Other	91,091	102,031	541,889	643,919	635,826	8,093
TOTAL REVENUE	\$95,971,982	\$97,882,581	\$57,663,527	\$155,546,108	\$152,937,016	\$2,609,092
EXPENDITURES						
Salaries	\$10,213,155	\$10,607,619	\$18,623,988	\$29,231,607	\$30,554,341	(\$1,322,734)
Employee Benefits	7,069,851	7,005,893	14,717,704	21,723,597	22,843,375	(1,119,778)
Purchased Services	2,179,236	1,920,124	2,836,290	4,756,414	5,010,469	(254,055)
Other Purchased Services	522,901	531,856	753,192	1,285,048	1,510,815	(225,767)
Supplies & Materials	365,608	261,616	571,750	833,365	968,392	(135,027)
Capital Outlay	241,948	124,682	357,949	482,630	787,729	(305,099)
Other Expenditures	686,219	748,602	987,329	1,735,931	1,787,008	(51,077)
Transfers & Other	28,732,322	31,697,483	62,552,621	94,250,104	89,474,887	4,775,217
TOTAL EXPENDITURES	\$50,011,240	\$52,897,875	\$101,400,823	\$154,298,698	\$152,937,016	\$1,361,682
SURPLUS / (DEFICIT)	\$45,960,742	\$44,984,706	(\$43,737,296)	\$1,247,410	\$0	
ENDING FUND BALANCE				\$11,590,579	\$10,343,168	\$1,247,410

Revenues by Source | Forecast vs. Budget



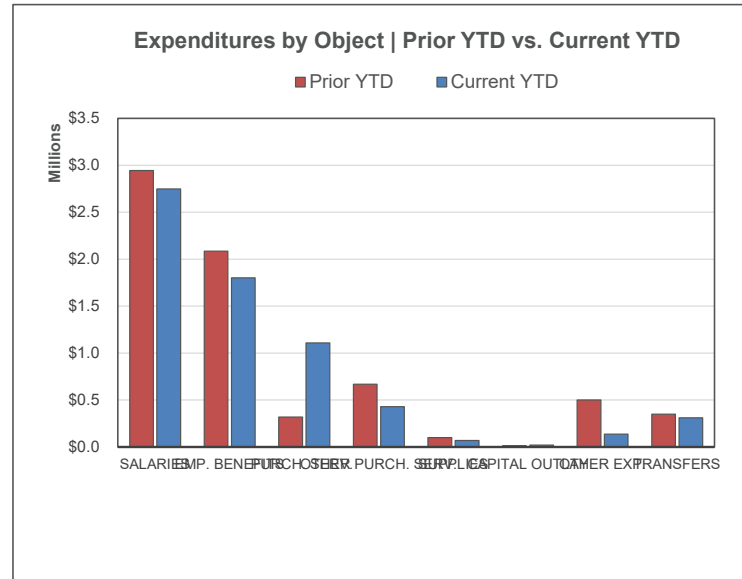
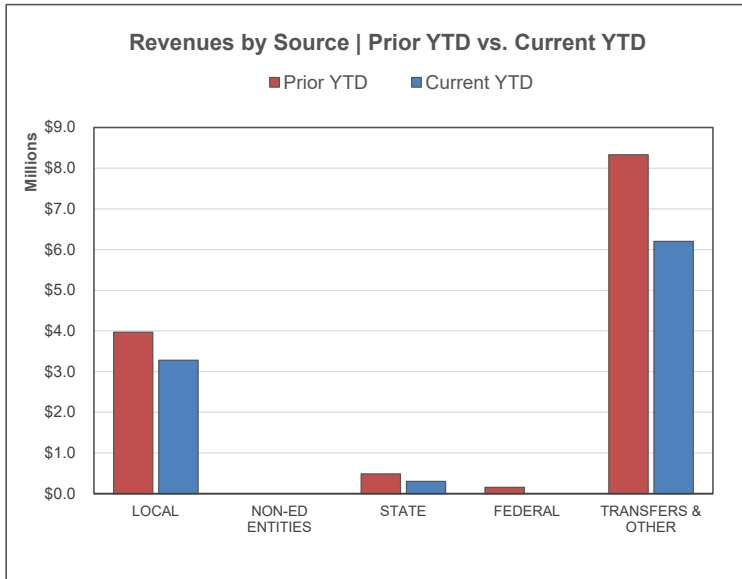
Expenditures by Object | Forecast vs. Budget



Cooperative Activities Fund | Financial Summary

For the Period Ending December 31, 2024

	Prior YTD			Current YTD		
	Prior YTD	Prior Year Total	YTD % of PY Total	Current YTD	Annual Budget	YTD % of Budget
REVENUES						
Local	\$3,968,431	\$7,654,325	51.85%	\$3,279,542	\$7,367,265	44.52%
Non-Ed Entities	0	0		0	0	
State	486,372	1,679,337	28.96%	299,652	1,033,687	28.99%
Federal	154,710	447,410	34.58%	0	300,000	0.00%
Transfers & Other	8,328,834	16,673,831	49.95%	6,199,103	17,206,946	36.03%
TOTAL REVENUE	\$12,938,347	\$26,454,904	48.91%	\$9,778,297	\$25,907,898	37.74%
EXPENDITURES						
Salaries	\$2,945,245	\$7,252,549	40.61%	\$2,747,897	\$7,270,386	37.80%
Employee Benefits	2,086,740	5,179,207	40.29%	1,802,450	5,288,568	34.08%
Purchased Services	319,821	1,855,198	17.24%	1,108,836	2,021,689	54.85%
Other Purchased Services	669,353	986,661	67.84%	428,515	702,614	60.99%
Supplies & Materials	100,489	277,288	36.24%	69,927	398,158	17.56%
Capital Outlay	13,686	106,368	12.87%	19,899	104,927	18.96%
Other Expenditures	501,866	831,542	60.35%	136,605	927,540	14.73%
Transfers & Other	350,000	5,958,020	5.87%	310,000	7,790,199	3.98%
TOTAL EXPENDITURES	\$6,987,200	\$22,446,833	31.13%	\$6,624,129	\$24,504,081	27.03%
SURPLUS / (DEFICIT)	\$5,951,147	\$4,008,071		\$3,154,167	\$1,403,817	
ENDING FUND BALANCE		\$26,758,537			\$28,162,354	

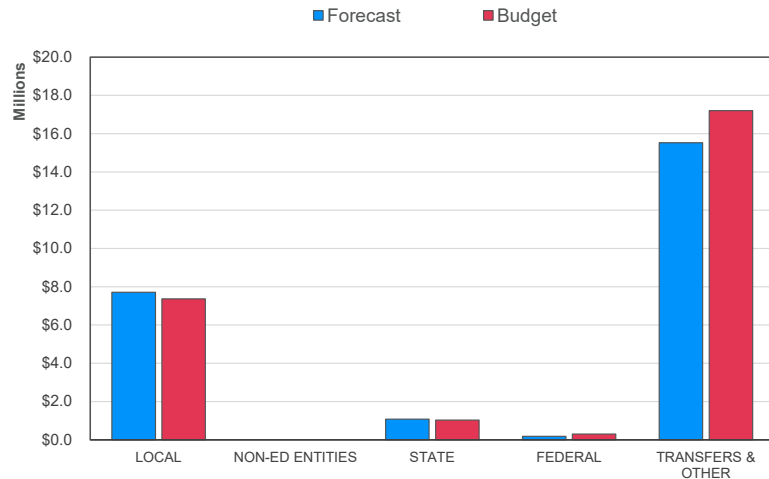


Cooperative Activities Fund | Financial Forecast

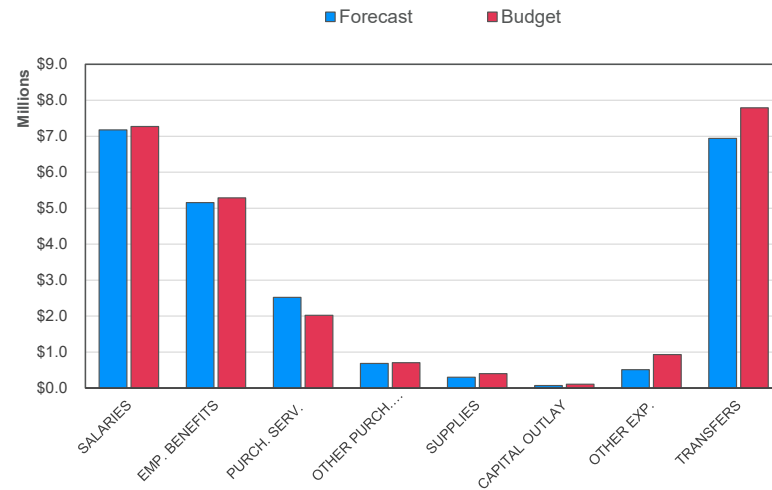
For the Period Ending December 31, 2024

	Prior YTD	Current YTD	Add: Projections	Annual Forecast	Annual Budget	Variance Over / (Under)
REVENUES						
Local	\$3,968,431	\$3,279,542	\$4,435,393	\$7,714,935	\$7,367,265	\$347,670
Non-Ed Entities	0	0	0	0	0	0
State	486,372	299,652	774,967	1,074,619	1,033,687	40,932
Federal	154,710	0	181,606	181,606	300,000	(118,394)
Transfers & Other	8,328,834	6,199,103	9,331,785	15,530,888	17,206,946	(1,676,058)
TOTAL REVENUE	\$12,938,347	\$9,778,297	\$14,723,751	\$24,502,048	\$25,907,898	(\$1,405,850)
EXPENDITURES						
Salaries	\$2,945,245	\$2,747,897	\$4,426,479	\$7,174,377	\$7,270,386	(\$96,009)
Employee Benefits	2,086,740	1,802,450	3,354,697	5,157,147	5,288,568	(131,421)
Purchased Services	319,821	1,108,836	1,410,940	2,519,776	2,021,689	498,087
Other Purchased Services	669,353	428,515	254,264	682,779	702,614	(19,835)
Supplies & Materials	100,489	69,927	231,486	301,413	398,158	(96,745)
Capital Outlay	13,686	19,899	51,098	70,997	104,927	(33,930)
Other Expenditures	501,866	136,605	374,471	511,076	927,540	(416,464)
Transfers & Other	350,000	310,000	6,630,081	6,940,081	7,790,199	(850,118)
TOTAL EXPENDITURES	\$6,987,200	\$6,624,129	\$16,733,516	\$23,357,646	\$24,504,081	(\$1,146,435)
SURPLUS / (DEFICIT)	\$5,951,147	\$3,154,167	(\$2,009,765)	\$1,144,402	\$1,403,817	
ENDING FUND BALANCE				\$27,902,939	\$28,162,354	(\$259,415)

Revenues by Source | Forecast vs. Budget



Expenditures by Object | Forecast vs. Budget



**General Education
Summary Budget Report
As of 12/31/24**

		Adopted Budget	Current Month Actual	Actual	Encumbrances	Actual & Encumbrances	Budget - Actual	% Used/Rec'd
Fund 11 - General Fund	110 - Taxes Levied	\$2,069,281.00	\$22,524.00	\$1,673,082.20	\$0.00	\$1,673,082.20	\$396,198.80	80.85%
	120 - Appropriations Received from Local Units of Gov't	\$2,421.00	\$0.00	\$1,675.38	\$0.00	\$1,675.38	\$745.62	69.20%
	150 - Earnings on Investments and Deposits	\$427,500.00	\$80,255.70	\$454,957.59	\$0.00	\$454,957.59	(\$27,457.59)	106.42%
	180 - Revenue from Community Service Activities	\$317,226.00	\$955.50	\$137,048.22	\$0.00	\$137,048.22	\$180,177.78	43.20%
	190 - Other Local Revenue	\$309,683.00	\$56,323.12	\$639,999.55	\$0.00	\$639,999.55	(\$330,316.55)	206.66%
	210 - Revenue from Non-Educational Activities	\$2,890,314.00	\$0.00	\$511,589.53	\$0.00	\$511,589.53	\$2,378,724.47	17.70%
	310 - Grants In Aid	\$16,616,870.00	\$2,161,984.80	\$22,200,256.29	\$0.00	\$22,200,256.29	(\$5,583,386.29)	133.60%
	320 - State Payments in Lieu of Taxes	\$18,484.00	\$18,752.82	\$19,190.03	\$0.00	\$19,190.03	(\$706.03)	103.82%
	410 - Grant-In-Aid	\$6,756,633.00	\$526,479.38	\$1,381,587.82	\$0.00	\$1,381,587.82	\$5,375,045.18	20.45%
	510 - Payments Received from Other Public Schools Within the State	\$3,966,158.00	(\$80,671.50)	\$1,271,916.37	\$0.00	\$1,271,916.37	\$2,694,241.63	32.07%
	620 - Fund Modification - Special Revenue Funds	\$54,870.00	\$0.00	\$0.00	\$0.00	\$0.00	\$54,870.00	0.00%
Fund 11 - General Fund Totals		\$33,429,440.00	\$2,786,603.82	\$28,291,302.98	\$0.00	\$28,291,302.98	\$5,138,137.02	84.63%

		Adopted Budget	Current Month Actual	Actual	Encumbrances	Actual & Encumbrances	Budget - Actual	% Used/Rec'd
Fund 11 - General Fund	110 - Basic Functions	\$1,874,911.00	\$1,650.00	\$6,473.89	\$284,108.32	\$290,582.21	\$1,584,328.79	15.50%
	120 - Added Needs	\$11,366.00	\$631.74	\$4,346.27	\$0.00	\$4,346.27	\$7,019.73	38.24%
	130 - Adult/Continuing Education	\$134,174.00	\$10,605.65	\$65,813.55	\$0.00	\$65,813.55	\$68,360.45	49.05%
	210 - Support Services Pupil	\$1,431,325.00	\$289,210.36	\$1,294,270.54	\$128,182.80	\$1,422,453.34	\$8,871.66	99.38%
	220 - Support Services Instructional Staff	\$6,204,967.00	\$555,555.47	\$3,668,727.97	\$683,934.53	\$4,352,662.50	\$1,852,304.50	70.15%
	230 - Support Services General Administration	\$857,778.00	\$59,634.79	\$391,713.15	\$3,968.18	\$395,681.33	\$462,096.67	46.13%
	240 - Support Service School Administration	\$142,967.00	\$5,901.14	\$47,837.25	\$0.00	\$47,837.25	\$95,129.75	33.46%
	250 - Support Services Business	\$542,232.00	\$26,222.17	\$170,317.30	\$412.03	\$170,729.33	\$371,502.67	31.49%
	260 - Operations and Maintenance	\$485,805.00	\$40,679.22	\$258,981.12	\$148,016.81	\$406,997.93	\$78,807.07	83.78%
	270 - Pupil Transportation Services	\$71,250.00	\$2,274.10	\$27,461.28	\$0.00	\$27,461.28	\$43,788.72	38.54%
	280 - Support Services Central	\$4,449,869.00	\$344,795.97	\$2,115,827.80	\$75,705.68	\$2,191,533.48	\$2,258,335.52	49.25%
	290 - Support Services Other	\$136,020.00	\$11,031.01	\$68,741.13	\$0.00	\$68,741.13	\$67,278.87	50.54%
	310 - Community Services Direction	\$429,435.00	\$37,184.06	\$228,316.02	\$13,439.50	\$241,755.52	\$187,679.48	56.30%
	330 - Community Activities	\$2,586,804.00	\$194,874.73	\$418,902.40	\$340.00	\$419,242.40	\$2,167,561.60	16.21%
	350 - Custody and Care of Children	\$1,188,811.00	\$105,959.92	\$667,914.78	\$37,681.43	\$705,596.21	\$483,214.79	59.35%
	360 - Welfare Activities	\$90,000.00	\$13,824.64	\$114,420.60	\$0.00	\$114,420.60	(\$24,420.60)	127.13%
	390 - Other Community Services	\$0.00	\$263.38	\$861.41	\$0.00	\$861.41	(\$861.41)	0.00%
	410 - Payments to Other Public Schools Within Michigan	\$12,076,190.00	\$571,551.26	\$1,789,251.74	\$13,065,907.71	\$14,855,159.45	(\$2,778,969.45)	123.01%
	440 - Payments to Other Governmental and Not-For-Profit Entities	\$1,162,320.00	\$278,792.72	\$771,334.37	\$2,054,819.17	\$2,826,153.54	(\$1,663,833.54)	243.15%
	450 - Facilities Acquisition, Construction, and Improvements	\$6,050.00	\$0.00	\$0.00	\$93,219.27	\$93,219.27	(\$87,169.27)	1540.81%
	600 - Fund Modifications	\$0.00	\$0.00	\$0.00	\$0.00	\$0.00	\$0.00	0.00%
Expense Totals		\$33,882,274.00	\$2,550,642.33	\$12,111,512.57	\$16,589,735.43	\$28,701,248.00	\$5,181,026.00	84.71%
Fund 11 - General Fund Totals		(\$452,834.00)	\$235,961.49	\$16,179,790.41	(\$16,589,735.43)	(\$409,945.02)	(\$42,888.98)	

Classification	Annual Budget Amount	MTD Actual Amount	YTD Actual Amount	YTD Encumbrances	Budget Less YTD Actual	% of Budget
Fund Category General Fund						
Fund Type						
Fund 11 - General Fund						
<i>Revenue from Local Sources</i>						
Taxes Levied	2,069,281.00	22,524.00	1,673,082.20	.00	396,198.80	81
Appropriations Received from Local Units of Gov't	2,421.00	.00	1,675.38	.00	745.62	69
Earnings on Investments and Deposits	427,500.00	80,255.70	454,957.59	.00	(27,457.59)	106
Revenue from Community Service Activities	359,639.00	955.50	137,048.22	.00	222,590.78	38
Other Local Revenue	812,245.00	56,323.12	639,999.55	.00	172,245.45	79
<i>Revenue from Local Sources Totals</i>	<u>\$3,671,086.00</u>	<u>\$160,058.32</u>	<u>\$2,906,762.94</u>	<u>\$0.00</u>	<u>\$764,323.06</u>	<u>79%</u>
Revenues from a Non-Educational Entity or Political Subdivision	3,915,903.00	.00	511,589.53	.00	3,404,313.47	13
<i>Revenue from State Sources</i>						
Grants In Aid	35,618,203.00	2,161,984.80	22,200,256.29	.00	13,417,946.71	62
State Payments in Lieu of Taxes	18,484.00	18,752.82	19,190.03	.00	(706.03)	104
<i>Revenue from State Sources Totals</i>	<u>\$35,636,687.00</u>	<u>\$2,180,737.62</u>	<u>\$22,219,446.32</u>	<u>\$0.00</u>	<u>\$13,417,240.68</u>	<u>62%</u>
<i>Revenues from Federal Sources</i>						
Grant-In-Aid	14,435,308.00	526,479.38	1,381,587.82	.00	13,053,720.18	10
<i>Revenues from Federal Sources Totals</i>	<u>\$14,435,308.00</u>	<u>\$526,479.38</u>	<u>\$1,381,587.82</u>	<u>\$0.00</u>	<u>\$13,053,720.18</u>	<u>10%</u>
<i>Incoming Transfers and Other Transactions</i>						
Payments Received from Other Public Schools Within the State	4,560,626.00	(80,671.50)	1,271,916.37	.00	3,288,709.63	28
<i>Incoming Transfers and Other Transactions Totals</i>	<u>\$4,560,626.00</u>	<u>(\$80,671.50)</u>	<u>\$1,271,916.37</u>	<u>\$0.00</u>	<u>\$3,288,709.63</u>	<u>28%</u>
<i>Fund Modifications</i>						
Fund Modification - Special Revenue Funds	54,870.00	.00	.00	.00	54,870.00	0
<i>Fund Modifications Totals</i>	<u>\$54,870.00</u>	<u>\$0.00</u>	<u>\$0.00</u>	<u>\$0.00</u>	<u>\$54,870.00</u>	<u>0%</u>
<i>Salaries</i>						
Administration	3,946,635.00	243,311.94	1,377,722.71	.00	2,568,912.29	35
Professional Educational	2,194,901.00	153,738.91	867,069.34	.00	1,327,831.66	40
Professional Business	341,531.00	17,122.70	104,395.78	.00	237,135.22	31
Professional Other	2,385,850.00	109,013.58	538,385.52	.00	1,847,464.48	23
Technical	1,590,829.00	134,894.37	823,679.71	.00	767,149.29	52
Operation and Service	638,962.00	51,507.18	316,779.85	.00	322,182.15	50
Special Salary Payments	15,231.00	1,403.42	(35,024.64)	.00	50,255.64	(230)
Overtime Salaries and Extension of Contract	42,679.00	1,616.16	13,683.25	.00	28,995.75	32
<i>Salaries Totals</i>	<u>\$11,156,618.00</u>	<u>\$712,608.26</u>	<u>\$4,006,691.52</u>	<u>\$0.00</u>	<u>\$7,149,926.48</u>	<u>36%</u>
<i>Employee Benefits</i>						
Employee Insurance	1,839,732.00	96,616.05	561,984.58	.00	1,277,747.42	31
Special Allowances	799.00	.00	2,668.42	.00	(1,869.42)	334
Mandatory Coverage	5,744,930.00	341,450.65	2,053,186.69	.00	3,691,743.31	36
Workers Compensation	34,729.00	13,496.67	35,994.91	.00	(1,265.91)	104

Classification	Annual Budget Amount	MTD Actual Amount	YTD Actual Amount	YTD Encumbrances	Budget Less YTD Actual	% of Budget
Fund Category General Fund						
Fund Type						
Fund 11 - General Fund						
<i>Employee Benefits</i>						
Other Employee Benefits	67,986.00	6,496.55	36,059.79	.00	31,926.21	53
<i>Employee Benefits Totals</i>	<u>\$7,688,176.00</u>	<u>\$458,059.92</u>	<u>\$2,689,894.39</u>	<u>\$0.00</u>	<u>\$4,998,281.61</u>	<u>35%</u>
<i>Purchased Services</i>						
Professional and Technical Services	11,348,654.00	298,880.61	1,608,464.11	885,078.64	8,855,111.25	22
Travel Workshops Staff	418,711.00	(31,511.66)	72,099.05	6,928.50	339,683.45	19
Client Pupil Transportation	6,317.00	.00	1,489.31	.00	4,827.69	24
Communication	407,210.00	1,194.75	91,533.38	5,604.71	310,071.91	24
Advertisement	31,895.00	.00	2,352.47	200.00	29,342.53	8
Printing and Binding	118,268.00	2,103.73	28,177.01	2,501.82	87,589.17	26
Tuition	.00	.00	9,560.00	.00	(9,560.00)	+++
Utility Service	23,500.00	818.66	4,912.89	2,513.83	16,073.28	32
Insurance and Bond Premiums	54,566.00	.00	45,087.83	.00	9,478.17	83
Repairs and Maintenance Services	719,011.00	23,707.00	160,589.60	94,560.99	463,860.41	35
Rentals	2,034,118.00	218.12	1,996.68	1,816.63	2,030,304.69	0
Other Purchased Services	163,786.00	13,824.64	122,044.16	.00	41,741.84	75
<i>Purchased Services Totals</i>	<u>\$15,326,036.00</u>	<u>\$309,235.85</u>	<u>\$2,148,306.49</u>	<u>\$999,205.12</u>	<u>\$12,178,524.39</u>	<u>21%</u>
<i>Supplies and Materials</i>						
Teaching Testing Supplies and Materials	64,610.00	.00	3,067.78	5,888.00	55,654.22	14
Periodicals	6,976.00	.00	183.13	.00	6,792.87	3
Energy Supplies	98,950.00	4,495.93	28,527.85	28,351.51	42,070.64	57
Transportation Supplies	2,750.00	20.18	130.12	.00	2,619.88	5
Other Supplies	620,253.00	29,982.81	320,888.37	15,874.16	283,490.47	54
<i>Supplies and Materials Totals</i>	<u>\$793,539.00</u>	<u>\$34,498.92</u>	<u>\$352,797.25</u>	<u>\$50,113.67</u>	<u>\$390,628.08</u>	<u>51%</u>
<i>Capital Outlay</i>						
Building and Additions	2,750.00	.00	.00	.00	2,750.00	0
Improvements Other Than Buildings	3,300.00	.00	.00	.00	3,300.00	0
Equipment and Furniture	1,908,050.00	13,440.74	101,146.70	128,897.19	1,678,006.11	12
<i>Capital Outlay Totals</i>	<u>\$1,914,100.00</u>	<u>\$13,440.74</u>	<u>\$101,146.70</u>	<u>\$128,897.19</u>	<u>\$1,684,056.11</u>	<u>12%</u>
<i>Other Expenditures</i>						
Dues and Fees	162,358.00	1,125.09	73,734.52	6,348.50	82,274.98	49
Claims and Judgments	501.00	.00	2,457.28	.00	(1,956.28)	490
Taxes Abated and Written Off	5,000.00	319.70	1,137.09	313.25	3,549.66	29
Miscellaneous Expenditures	2,416,721.00	169,359.87	173,111.22	22.50	2,243,587.28	7
<i>Other Expenditures Totals</i>	<u>\$2,584,580.00</u>	<u>\$170,804.66</u>	<u>\$250,440.11</u>	<u>\$6,684.25</u>	<u>\$2,327,455.64</u>	<u>10%</u>

Classification	Annual Budget Amount	MTD Actual Amount	YTD Actual Amount	YTD Encumbrances	Budget Less YTD Actual	% of Budget
Fund Category General Fund						
Fund Type						
Fund 11 - General Fund						
<i>Outgoing Transfers and Other Transactions</i>						
Payments to Other Public School Districts	13,777,093.00	760,502.65	1,282,793.59	9,951,806.73	2,542,492.68	82
Sub-Grantee Disbursements	9,091,486.00	91,491.33	1,279,442.52	5,453,028.47	2,359,015.01	74
Indirect Cost Recovery and Program Changes	2,141.00	.00	.00	.00	2,141.00	0
<i>Outgoing Transfers and Other Transactions Totals</i>	<u>\$22,870,720.00</u>	<u>\$851,993.98</u>	<u>\$2,562,236.11</u>	<u>\$15,404,835.20</u>	<u>\$4,903,648.69</u>	<u>79%</u>
Fund 11 - General Fund Totals						
REVENUE TOTALS	62,274,480.00	2,786,603.82	28,291,302.98	.00	33,983,177.02	45%
EXPENSE TOTALS	62,333,769.00	2,550,642.33	12,111,512.57	16,589,735.43	33,632,521.00	46%
Fund 11 - General Fund Net Gain (Loss)	<u>(\$59,289.00)</u>	<u>\$235,961.49</u>	<u>\$16,179,790.41</u>	<u>(\$16,589,735.43)</u>	<u>(\$350,656.02)</u>	<u>691%</u>
Fund Type Totals						
REVENUE TOTALS	62,274,480.00	2,786,603.82	28,291,302.98	.00	33,983,177.02	45%
EXPENSE TOTALS	62,333,769.00	2,550,642.33	12,111,512.57	16,589,735.43	33,632,521.00	46%
Fund Type Net Gain (Loss)	<u>(\$59,289.00)</u>	<u>\$235,961.49</u>	<u>\$16,179,790.41</u>	<u>(\$16,589,735.43)</u>	<u>(\$350,656.02)</u>	<u>691%</u>
Fund Category General Fund Totals						
REVENUE TOTALS	62,274,480.00	2,786,603.82	28,291,302.98	.00	33,983,177.02	45%
EXPENSE TOTALS	62,333,769.00	2,550,642.33	12,111,512.57	16,589,735.43	33,632,521.00	46%
Fund Category General Fund Net Gain (Loss)	<u>(\$59,289.00)</u>	<u>\$235,961.49</u>	<u>\$16,179,790.41</u>	<u>(\$16,589,735.43)</u>	<u>(\$350,656.02)</u>	<u>691%</u>
Grand Totals						
REVENUE TOTALS	62,274,480.00	2,786,603.82	28,291,302.98	.00	33,983,177.02	45%
EXPENSE TOTALS	62,333,769.00	2,550,642.33	12,111,512.57	16,589,735.43	33,632,521.00	46%
Grand Total Net Gain (Loss)	<u>(\$59,289.00)</u>	<u>\$235,961.49</u>	<u>\$16,179,790.41</u>	<u>(\$16,589,735.43)</u>	<u>(\$350,656.02)</u>	<u>691%</u>

**Special Education
Summary Budget Report
As of 12/31/24**

		Adopted Budget	Current Month Actual	Actual	Encumbrances	Actual & Encumbrances	Budget - Actual	% Used/Rec'd
Fund 22 - Special Education	110 - Taxes Levied	\$113,238,203.00	\$1,193,657.56	\$91,674,080.94	\$0.00	\$91,674,080.94	\$21,564,122.06	80.96%
	120 - Appropriations Received from Local Units of Gov't	\$230,423.00	\$0.00	\$91,842.04	\$0.00	\$91,842.04	\$138,580.96	39.86%
	130 - Tuition	\$968,048.00	\$0.00	\$0.00	\$0.00	\$0.00	\$968,048.00	0.00%
	150 - Earnings on Investments and Deposits	\$1,740,000.00	\$307,189.33	\$1,881,641.79	\$0.00	\$1,881,641.79	(\$141,641.79)	108.14%
	180 - Revenue from Community Service Activities	\$5,000.00	\$94.50	\$1,394.10	\$0.00	\$1,394.10	\$3,605.90	27.88%
	190 - Other Local Revenue	\$243,400.00	\$6,877.11	\$1,293,187.44	\$0.00	\$1,293,187.44	(\$1,049,787.44)	531.30%
	310 - Grants In Aid	\$21,939,071.00	\$1,676,243.70	\$5,919,119.28	\$0.00	\$5,919,119.28	\$16,019,951.72	26.98%
	320 - State Payments in Lieu of Taxes	\$1,091,232.00	\$12,059.49	\$36,069.79	\$0.00	\$36,069.79	\$1,055,162.21	3.31%
	410 - Grant-In-Aid	\$12,845,813.00	\$0.00	\$79,336.49	\$0.00	\$79,336.49	\$12,766,476.51	0.62%
	510 - Payments Received from Other Public Schools Within the State	\$347,767.00	\$0.00	\$102,030.73	\$0.00	\$102,030.73	\$245,736.27	29.34%
	620 - Fund Modification - Special Revenue Funds	\$288,059.00	\$0.00	\$0.00	\$0.00	\$0.00	\$288,059.00	0.00%
Fund 22 - Special Education Totals		\$152,937,016.00	\$3,196,121.69	\$101,078,702.60	\$0.00	\$101,078,702.60	\$51,858,313.40	66.09%

		Adopted Budget	Current Month Actual	Actual	Encumbrances	Actual & Encumbrances	Budget - Actual	% Used/Rec'd
Fund 22 - Special Education	120 - Added Needs	\$20,910,069.00	\$1,350,130.82	\$6,439,753.42	\$917,365.27	\$7,357,118.69	\$13,552,950.31	35.18%
	210 - Support Services Pupil	\$24,917,365.00	\$1,671,942.90	\$8,044,234.90	\$207,460.11	\$8,251,695.01	\$16,665,669.99	33.12%
	220 - Support Services Instructional Staff	\$6,828,074.00	\$378,511.30	\$2,423,480.17	\$193,117.51	\$2,616,597.68	\$4,211,476.32	38.32%
	230 - Support Services General Administration	\$366,360.00	\$20,802.94	\$173,665.47	\$3,891.27	\$177,556.74	\$188,803.26	48.47%
	240 - Support Service School Administration	\$334,195.00	\$22,524.13	\$108,736.66	\$866.01	\$109,602.67	\$224,592.33	32.80%
	250 - Support Services Business	\$1,808,519.00	\$120,064.68	\$731,623.65	\$17,847.80	\$749,471.45	\$1,059,047.55	41.44%
	260 - Operations and Maintenance	\$2,697,542.00	\$138,442.67	\$1,021,306.14	\$576,837.12	\$1,598,143.26	\$1,099,398.74	59.24%
	270 - Pupil Transportation Services	\$68,380.00	\$0.00	\$5,828.86	\$8,347.16	\$14,176.02	\$54,203.98	20.73%
	280 - Support Services Central	\$4,109,014.00	\$251,036.28	\$1,592,721.26	\$103,552.00	\$1,696,273.26	\$2,412,740.74	41.28%
	290 - Support Services Other	\$22,147.00	\$1,795.75	\$11,190.44	\$0.00	\$11,190.44	\$10,956.56	50.53%
	330 - Community Activities	\$10,000.00	\$1,553.86	\$24,472.81	\$3,350.09	\$27,822.90	(\$17,822.90)	278.23%
	370 - Non Public School Pupils	\$0.00	\$19,306.29	\$55,679.76	\$140,283.17	\$195,962.93	(\$195,962.93)	0.00%
	390 - Other Community Services	\$100.00	\$2.71	\$45.20	\$0.00	\$45.20	\$54.80	45.20%
	410 - Payments to Other Public Schools Within Michigan	\$87,194,187.00	\$15,449,535.75	\$31,141,803.42	\$11,803,865.17	\$42,945,668.59	\$44,248,518.41	49.25%
	440 - Payments to Other Governmental and Not-For-Profit Entities	\$1,780,700.00	\$0.00	\$0.00	\$0.00	\$0.00	\$1,780,700.00	0.00%
	450 - Facilities Acquisition, Construction, and Improvements	\$17,950.00	\$0.00	\$0.00	\$0.00	\$0.00	\$17,950.00	0.00%
	500 - Debt Service Long Term Only	\$1,372,414.00	\$95,456.95	\$661,388.36	\$451,791.25	\$1,113,179.61	\$259,234.39	81.11%
	600 - Fund Modifications	\$500,000.00	\$500,000.00	\$500,000.00	\$0.00	\$500,000.00	\$0.00	100.00%
Expense Totals		\$152,937,016.00	\$20,021,107.03	\$52,935,930.52	\$14,428,573.93	\$67,364,504.45	\$85,572,511.55	44.05%
Fund 22 - Special Education Totals		\$0.00	(\$16,824,985.34)	\$48,142,772.08	(\$14,428,573.93)	\$33,714,198.15	(\$33,714,198.15)	

Classification	Annual Budget Amount	MTD Actual Amount	YTD Actual Amount	YTD Encumbrances	Budget Less YTD Actual	% of Budget
Fund Category Special Revenue						
Fund Type						
Fund 22 - Special Education						
<i>Revenue from Local Sources</i>						
Taxes Levied	113,238,203.00	1,193,657.56	91,674,080.94	.00	21,564,122.06	81
Appropriations Received from Local Units of Gov't	230,423.00	.00	91,842.04	.00	138,580.96	40
Tuition	968,048.00	.00	.00	.00	968,048.00	0
Earnings on Investments and Deposits	1,740,000.00	307,189.33	1,881,641.79	.00	(141,641.79)	108
Revenue from Community Service Activities	5,000.00	94.50	1,394.10	.00	3,605.90	28
Other Local Revenue	243,400.00	6,877.11	1,293,187.44	.00	(1,049,787.44)	531
<i>Revenue from Local Sources Totals</i>	\$116,425,074.00	\$1,507,818.50	\$94,942,146.31	\$0.00	\$21,482,927.69	82%
<i>Revenue from State Sources</i>						
Grants In Aid	21,538,526.00	1,676,243.70	5,919,119.28	.00	15,619,406.72	27
State Payments in Lieu of Taxes	1,091,232.00	12,059.49	36,069.79	.00	1,055,162.21	3
<i>Revenue from State Sources Totals</i>	\$22,629,758.00	\$1,688,303.19	\$5,955,189.07	\$0.00	\$16,674,568.93	26%
<i>Revenues from Federal Sources</i>						
Grant-In-Aid	14,262,135.00	.00	79,336.49	.00	14,182,798.51	1
<i>Revenues from Federal Sources Totals</i>	\$14,262,135.00	\$0.00	\$79,336.49	\$0.00	\$14,182,798.51	1%
<i>Incoming Transfers and Other Transactions</i>						
Payments Received from Other Public Schools Within the State	373,827.00	.00	102,030.73	.00	271,796.27	27
<i>Incoming Transfers and Other Transactions Totals</i>	\$373,827.00	\$0.00	\$102,030.73	\$0.00	\$271,796.27	27%
<i>Fund Modifications</i>						
Fund Modification - Special Revenue Funds	288,059.00	.00	.00	.00	288,059.00	0
<i>Fund Modifications Totals</i>	\$288,059.00	\$0.00	\$0.00	\$0.00	\$288,059.00	0%
<i>Salaries</i>						
Administration	2,809,429.00	218,550.89	1,282,731.41	.00	1,526,697.59	46
Professional Educational	13,131,929.00	972,887.61	4,706,170.24	.00	8,425,758.76	36
Professional Business	802,721.00	51,267.67	310,930.75	.00	491,790.25	39
Professional Other	4,890,798.00	342,216.20	1,703,463.19	.00	3,187,334.81	35
Technical	748,284.00	62,565.67	392,195.99	.00	356,088.01	52
Operation and Service	6,659,221.00	413,866.42	2,096,615.94	.00	4,562,605.06	31
Special Salary Payments	82,466.00	10,202.09	(111,574.08)	.00	194,040.08	(135)
Temporary Salaries	774,123.00	36,469.68	148,216.96	.00	625,906.04	19
Overtime Salaries and Extension of Contract	164,526.00	20,524.20	76,769.55	.00	87,756.45	47
<i>Salaries Totals</i>	\$30,063,497.00	\$2,128,550.43	\$10,605,519.95	\$0.00	\$19,457,977.05	35%
<i>Employee Benefits</i>						
Employee Insurance	5,769,828.00	333,452.27	1,559,723.85	.00	4,210,104.15	27
Special Allowances	15.00	.00	18,550.92	.00	(18,535.92)	123,673
Mandatory Coverage	16,508,581.00	1,014,298.99	5,234,558.56	.00	11,274,022.44	32
Workers Compensation	93,661.00	36,398.33	97,073.09	.00	(3,412.09)	104

Classification	Annual Budget Amount	MTD Actual Amount	YTD Actual Amount	YTD Encumbrances	Budget Less YTD Actual	% of Budget
Fund Category Special Revenue						
Fund Type						
Fund 22 - Special Education						
<i>Employee Benefits</i>						
Other Employee Benefits	231,845.00	20,737.37	93,935.73	.00	137,909.27	41
<i>Employee Benefits Totals</i>	\$22,603,930.00	\$1,404,886.96	\$7,003,842.15	\$0.00	\$15,600,087.85	31%
<i>Purchased Services</i>						
Professional and Technical Services	3,348,099.00	216,306.30	1,216,622.77	1,292,553.71	838,922.52	75
Travel Workshops Staff	651,827.00	28,654.82	216,507.02	9,550.11	425,769.87	35
Client Pupil Transportation	71,380.00	.00	5,828.86	8,347.16	57,203.98	20
Communication	474,958.00	3,084.48	129,197.97	15,851.93	329,908.10	31
Advertisement	61,500.00	600.00	29,429.26	.00	32,070.74	48
Printing and Binding	110,567.00	5,257.24	35,412.01	6,696.23	68,458.76	38
Tuition	501,000.00	.00	163,200.00	.00	337,800.00	33
Utility Service	71,700.00	2,936.58	21,752.21	12,107.42	37,840.37	47
Insurance and Bond Premiums	114,684.00	.00	133,429.97	.00	(18,745.97)	116
Repairs and Maintenance Services	1,347,062.00	91,375.26	520,330.45	350,111.94	476,619.61	65
Rentals	152,862.00	1,526.88	11,525.35	8,228.34	133,108.31	13
<i>Purchased Services Totals</i>	\$6,905,639.00	\$349,741.56	\$2,483,235.87	\$1,703,446.84	\$2,718,956.29	61%
<i>Supplies and Materials</i>						
Teaching Testing Supplies and Materials	279,320.00	11,009.06	89,902.68	19,707.38	169,709.94	39
Periodicals	1,913.00	.00	88.54	.00	1,824.46	5
Energy Supplies	302,400.00	24,038.47	96,892.44	148,661.61	56,845.95	81
Transportation Supplies	2,250.00	181.57	1,170.97	.00	1,079.03	52
Other Supplies	433,021.00	2,260.33	80,099.54	50,391.56	302,529.90	30
<i>Supplies and Materials Totals</i>	\$1,018,904.00	\$37,489.43	\$268,154.17	\$218,760.55	\$531,989.28	48%
<i>Capital Outlay</i>						
Building and Additions	15,250.00	.00	.00	.00	15,250.00	0
Improvements Other Than Buildings	2,700.00	.00	.00	.00	2,700.00	0
Equipment and Furniture	811,903.00	16,897.03	127,494.29	92,303.70	592,105.01	27
<i>Capital Outlay Totals</i>	\$829,853.00	\$16,897.03	\$127,494.29	\$92,303.70	\$610,055.01	26%
<i>Other Expenditures</i>						
Redemption of Long-term Bonds, Loans and Capital Leases	1,155,271.00	95,456.95	661,388.36	451,791.25	42,091.39	96
Interest on Debt	217,143.00	.00	.00	.00	217,143.00	0
Dues and Fees	53,215.00	1,467.28	23,832.04	372.00	29,010.96	45
Claims and Judgments	1,500.00	.00	1,282.43	.00	217.57	85
Taxes Abated and Written Off	350,000.00	17,540.22	62,386.48	17,186.75	270,426.77	23
Miscellaneous Expenditures	12,379.00	235.13	1,311.60	22.50	11,044.90	11
<i>Other Expenditures Totals</i>	\$1,789,508.00	\$114,699.58	\$750,200.91	\$469,372.50	\$569,934.59	68%

Classification	Annual Budget Amount	MTD Actual Amount	YTD Actual Amount	YTD Encumbrances	Budget Less YTD Actual	% of Budget
Fund Category Special Revenue						
Fund Type						
Fund 22 - Special Education						
<i>Outgoing Transfers and Other Transactions</i>						
Fund Modifications	500,000.00	500,000.00	500,000.00	.00	.00	100
Payments to Other Public School Districts	195,963.00	19,306.29	55,679.76	140,283.17	.07	100
Sub-Grantee Disbursements	90,429,125.00	15,449,535.75	31,141,803.42	11,804,407.17	47,482,914.41	47
Indirect Cost Recovery and Program Changes	(2,947.00)	.00	.00	.00	(2,947.00)	0
<i>Outgoing Transfers and Other Transactions Totals</i>	<u>\$91,122,141.00</u>	<u>\$15,968,842.04</u>	<u>\$31,697,483.18</u>	<u>\$11,944,690.34</u>	<u>\$47,479,967.48</u>	<u>48%</u>
Fund 22 - Special Education Totals						
REVENUE TOTALS	153,978,853.00	3,196,121.69	101,078,702.60	.00	52,900,150.40	66%
EXPENSE TOTALS	154,333,472.00	20,021,107.03	52,935,930.52	14,428,573.93	86,968,967.55	44%
Fund 22 - Special Education Net Gain (Loss)	<u>(\$354,619.00)</u>	<u>(\$16,824,985.34)</u>	<u>\$48,142,772.08</u>	<u>(\$14,428,573.93)</u>	<u>\$34,068,817.15</u>	<u>(9,507%)</u>
Fund Type Totals						
REVENUE TOTALS	153,978,853.00	3,196,121.69	101,078,702.60	.00	52,900,150.40	66%
EXPENSE TOTALS	154,333,472.00	20,021,107.03	52,935,930.52	14,428,573.93	86,968,967.55	44%
Fund Type Net Gain (Loss)	<u>(\$354,619.00)</u>	<u>(\$16,824,985.34)</u>	<u>\$48,142,772.08</u>	<u>(\$14,428,573.93)</u>	<u>\$34,068,817.15</u>	<u>(9,507%)</u>
Fund Category Special Revenue Totals						
REVENUE TOTALS	153,978,853.00	3,196,121.69	101,078,702.60	.00	52,900,150.40	66%
EXPENSE TOTALS	154,333,472.00	20,021,107.03	52,935,930.52	14,428,573.93	86,968,967.55	44%
Fund Category Special Revenue Net Gain (Loss)	<u>(\$354,619.00)</u>	<u>(\$16,824,985.34)</u>	<u>\$48,142,772.08</u>	<u>(\$14,428,573.93)</u>	<u>\$34,068,817.15</u>	<u>(9,507%)</u>
Grand Totals						
REVENUE TOTALS	153,978,853.00	3,196,121.69	101,078,702.60	.00	52,900,150.40	66%
EXPENSE TOTALS	154,333,472.00	20,021,107.03	52,935,930.52	14,428,573.93	86,968,967.55	44%
Grand Total Net Gain (Loss)	<u>(\$354,619.00)</u>	<u>(\$16,824,985.34)</u>	<u>\$48,142,772.08</u>	<u>(\$14,428,573.93)</u>	<u>\$34,068,817.15</u>	<u>(9,507%)</u>

G/L Account Number	Account Description	Location Description	Adopted Budget	Current Month Actual	Encumbrances	Actual	Budget - Actual	% Used/Rec'd
Fund 25 - Food Service Fund								
Account Type Revenue								
Function 0000 - Revenue								
25.0151.0000.000.0000.06147.0000	Earnings on Investments and Deposits	High Point	6,450.00	277.06	.00	2,752.06	3,697.94	43
25.0161.0000.000.0000.06147.0000	Food Sales to Pupils	High Point	290.00	(96.00)	.00	(96.00)	386.00	-33
25.0162.0000.000.0000.06147.0000	Food Sales to Patrons	High Point	4,600.00	183.05	.00	847.05	3,752.95	18
25.0164.0000.000.0000.06147.0000	A-La-Carte Sales	High Point	55.00	.00	.00	148.75	(93.75)	270
25.0164.0000.913.0000.00000.0000	A-La-Carte Sales	District-Wide	3.00	.00	.00	.00	3.00	0
25.0199.0000.000.0000.06147.0000	Miscellaneous Local Revenues	High Point	1,033.00	.00	.00	.00	1,033.00	0
25.0312.0110.000.2644.06147.0000	Restricted State Aid - Food Service	High Point	40,000.00	7,875.31	.00	16,262.62	23,737.38	41
25.0312.0110.000.2645.06147.0000	Restricted State Aid - Food Service	High Point	.00	6,591.46	.00	10,095.57	(10,095.57)	+++
25.0312.0110.000.2654.06147.0000	Restricted State Aid - Food Service	High Point	76,720.00	14,835.39	.00	29,925.01	46,794.99	39
25.0312.0110.000.2655.06147.0000	Restricted State Aid - Food Service	High Point	.00	13,613.94	.00	16,600.11	(16,600.11)	+++
25.0312.0110.000.3100.06147.0000	Restricted State Aid - Food Service	High Point	508.00	98.83	.00	296.48	211.52	58
25.0312.0110.000.3734.06147.0000	Restricted State Aid - Food Service	High Point	1,594.00	.00	.00	.00	1,594.00	0
25.0312.0110.000.3735.06147.0000	Restricted State Aid - Food Service	High Point	.00	.00	.00	224.00	(224.00)	+++
25.0414.0110.000.8500.06147.0000	Federal Lunch Reimbursement	High Point	65,258.00	9,290.43	.00	21,766.26	43,491.74	33
25.0414.0110.000.8510.06147.0000	Federal Lunch Reimbursement	High Point	134,165.00	16,871.97	.00	39,549.39	94,615.61	29
25.0481.0110.000.7810.00000.0000	USDA Entitlement Commodities	District-Wide	18,362.00	.00	.00	.00	18,362.00	0
25.0482.0110.000.7820.00000.0000	USDA Bonus Commodities	District-Wide	293.00	.00	.00	.00	293.00	0
25.0622.0000.000.0000.06147.0000	Fund Modification - Special Education Fund	High Point	97,164.00	.00	.00	.00	97,164.00	0
Function 0000 - Revenue Totals			\$446,495.00	\$69,541.44	\$0.00	\$138,371.30	\$308,123.70	31%
Account Type Revenue Totals			\$446,495.00	\$69,541.44	\$0.00	\$138,371.30	\$308,123.70	31%
Account Type Expense								
Function 1297 - Food Services								
25.1297.3190.000.8510.06147.0000	Other Prof & Technical Services	High Point	7,650.00	1,319.00	.00	1,319.00	6,331.00	17
25.1297.3450.000.0000.06147.0000	Software Lic/Agmts Serv	High Point	4,890.00	.00	.00	2,895.00	1,995.00	59
25.1297.5610.000.0000.06147.0000	Food Supplies	High Point	170,000.00	11,322.88	96,726.79	69,823.20	3,450.01	98
25.1297.5650.000.7810.06147.0000	USDA Commod Supp Usage	High Point	18,362.00	.00	.00	.00	18,362.00	0
25.1297.5650.000.7820.06147.0000	USDA Commod Supp Usage	High Point	293.00	.00	.00	.00	293.00	0
25.1297.5990.000.0000.06147.0000	Misc. Supp & Mats	High Point	16,000.00	2,491.65	6,592.27	8,964.24	443.49	97
25.1297.7410.000.0000.06147.0000	Dues and Fees	High Point	1,400.00	.00	.00	226.94	1,173.06	16
25.1297.8221.000.0000.06147.0000	Payments to LEA's - Food Service Wages	High Point	127,500.00	43,476.43	.00	43,476.43	84,023.57	34
25.1297.8222.000.0000.06147.0000	Payments to LEA's - Food Service Benefits	High Point	64,500.00	19,687.99	.00	19,687.99	44,812.01	31
25.1297.8223.000.0000.06147.0000	Payments to LEA's - Food Service Supplies	High Point	3,200.00	377.54	.00	377.54	2,822.46	12
25.1297.8226.000.0000.06147.0000	Payments to LEA's - Food Service Indirect	High Point	20,500.00	6,923.19	.00	6,923.19	13,576.81	34
25.1297.8227.000.0000.06147.0000	Payments to LEA's - Food Service Mileage	High Point	12,200.00	5,689.91	.00	5,689.91	6,510.09	47
Function 1297 - Food Services Totals			\$446,495.00	\$91,288.59	\$103,319.06	\$159,383.44	\$183,792.50	59%
Account Type Expense Totals			\$446,495.00	\$91,288.59	\$103,319.06	\$159,383.44	\$183,792.50	59%
Revenue Totals			\$446,495.00	\$69,541.44	\$0.00	\$138,371.30	\$308,123.70	31%
Expense Totals			\$446,495.00	\$91,288.59	\$103,319.06	\$159,383.44	\$183,792.50	59%
Fund 25 - Food Service Fund Totals			\$0.00	(\$21,747.15)	(\$103,319.06)	(\$21,012.14)	\$124,331.20	
Revenue Totals			\$446,495.00	\$69,541.44	\$0.00	\$138,371.30	\$308,123.70	31%
Expense Totals			\$446,495.00	\$91,288.59	\$103,319.06	\$159,383.44	\$183,792.50	59%
Grand Totals			\$0.00	(\$21,747.15)	(\$103,319.06)	(\$21,012.14)	\$124,331.20	

Account	Account Description	Current YTD Balance	Prior Year Total Actual	Net Change	Change %
Fund Category	Capital Projects Fund				
Fund Type					
Fund	41 - Capital Projects - General Educ				
	ASSETS				
2131					
2131.0000	Due From Other Funds	(98,771.63)	2,094.52	(100,866.15)	(4,815.72)
	2131 - Totals	(\$98,771.63)	\$2,094.52	(\$100,866.15)	(4,815.72%)
2181					
2181.0000	MILAF Short-Term Fund	1,798,537.05	1,920,904.09	(122,367.04)	(6.37)
2181.0003	MILAF - Accounts Payable	2,970.96	2,970.96	.00	.00
	2181 - Totals	\$1,801,508.01	\$1,923,875.05	(\$122,367.04)	(6.36%)
	ASSETS TOTALS	\$1,702,736.38	\$1,925,969.57	(\$223,233.19)	(11.59%)
	LIABILITIES AND FUND EQUITY				
	LIABILITIES				
2402					
2402.0000	Accounts Payable	.00	20,234.47	(20,234.47)	(100.00)
	2402 - Totals	\$0.00	\$20,234.47	(\$20,234.47)	(100.00%)
	LIABILITIES TOTALS	\$0.00	\$20,234.47	(\$20,234.47)	(100.00%)
	FUND EQUITY				
2721					
2721.0000	Restricted Fund Balance	1,905,735.10	1,905,735.10	.00	.00
	2721 - Totals	\$1,905,735.10	\$1,905,735.10	\$0.00	0.00%
	FUND EQUITY TOTALS Prior to Current Year Changes	\$1,905,735.10	\$1,905,735.10	\$0.00	0.00%
	Prior Year Fund Equity Adjustment	.00	.00		
	Fund Revenues	(18,677.72)	(1,514,207.38)		
	Fund Expenses	221,676.44	76,050.90		
	FUND EQUITY TOTALS	\$1,702,736.38	\$3,343,891.58	(\$1,641,155.20)	(49.08%)
	LIABILITIES AND FUND EQUITY TOTALS	\$1,702,736.38	\$3,364,126.05	(\$1,661,389.67)	(49.39%)
Fund	41 - Capital Projects - General Educ Totals	\$0.00	(\$1,438,156.48)	\$1,438,156.48	100.00%
Fund Type	Totals	\$0.00	(\$1,438,156.48)	\$1,438,156.48	100.00%
Fund Category	Capital Projects Fund Totals	\$0.00	(\$1,438,156.48)	\$1,438,156.48	100.00%
	Grand Totals	\$0.00	(\$1,438,156.48)	\$1,438,156.48	100.00%

Classification	Annual Budget Amount	MTD Actual Amount	YTD Actual Amount	YTD Encumbrances	Budget Less YTD Actual	% of Budget
Fund Category Capital Projects Fund						
Fund Type						
Fund 41 - Capital Projects - General Educ						
<i>Revenue from Local Sources</i>						
Earnings on Investments and Deposits	.00	1,926.27	18,677.72	.00	(18,677.72)	+++
<i>Revenue from Local Sources Totals</i>	<u>\$0.00</u>	<u>\$1,926.27</u>	<u>\$18,677.72</u>	<u>\$0.00</u>	<u>(\$18,677.72)</u>	<u>+++</u>
<i>Purchased Services</i>						
Professional and Technical Services	1,015.00	.00	3,861.36	.00	(2,846.36)	380
<i>Purchased Services Totals</i>	<u>\$1,015.00</u>	<u>\$0.00</u>	<u>\$3,861.36</u>	<u>\$0.00</u>	<u>(\$2,846.36)</u>	<u>380%</u>
<i>Capital Outlay</i>						
Building and Additions	294,419.00	.00	8,208.75	249,563.96	36,646.29	88
Improvements Other Than Buildings	421,535.00	.00	187,934.83	.00	233,600.17	45
Equipment and Furniture	40,489.00	10,835.75	21,671.50	.00	18,817.50	54
<i>Capital Outlay Totals</i>	<u>\$756,443.00</u>	<u>\$10,835.75</u>	<u>\$217,815.08</u>	<u>\$249,563.96</u>	<u>\$289,063.96</u>	<u>62%</u>
Fund 41 - Capital Projects - General Educ Totals						
REVENUE TOTALS	.00	1,926.27	18,677.72	.00	(18,677.72)	+++
EXPENSE TOTALS	757,458.00	10,835.75	221,676.44	249,563.96	286,217.60	62%
Fund 41 - Capital Projects - General Educ Net Gain (Loss)	<u>(\$757,458.00)</u>	<u>(\$8,909.48)</u>	<u>(\$202,998.72)</u>	<u>(\$249,563.96)</u>	<u>\$304,895.32</u>	<u>60%</u>
Fund Type Totals						
REVENUE TOTALS	.00	1,926.27	18,677.72	.00	(18,677.72)	+++
EXPENSE TOTALS	757,458.00	10,835.75	221,676.44	249,563.96	286,217.60	62%
Fund Type Net Gain (Loss)	<u>(\$757,458.00)</u>	<u>(\$8,909.48)</u>	<u>(\$202,998.72)</u>	<u>(\$249,563.96)</u>	<u>\$304,895.32</u>	<u>60%</u>
Fund Category Capital Projects Fund Totals						
REVENUE TOTALS	.00	1,926.27	18,677.72	.00	(18,677.72)	+++
EXPENSE TOTALS	757,458.00	10,835.75	221,676.44	249,563.96	286,217.60	62%
Fund Category Capital Projects Fund Net Gain (Loss)	<u>(\$757,458.00)</u>	<u>(\$8,909.48)</u>	<u>(\$202,998.72)</u>	<u>(\$249,563.96)</u>	<u>\$304,895.32</u>	<u>60%</u>
Grand Totals						
REVENUE TOTALS	.00	1,926.27	18,677.72	.00	(18,677.72)	+++
EXPENSE TOTALS	757,458.00	10,835.75	221,676.44	249,563.96	286,217.60	62%
Grand Total Net Gain (Loss)	<u>(\$757,458.00)</u>	<u>(\$8,909.48)</u>	<u>(\$202,998.72)</u>	<u>(\$249,563.96)</u>	<u>\$304,895.32</u>	<u>60%</u>

Account	Account Description	Current YTD Balance	Prior Year Total Actual	Net Change	Change %
Fund Category	Capital Projects Fund				
Fund Type					
Fund	42 - Capital Projects - Spec Educ				
	ASSETS				
2131					
2131.0000	Due From Other Funds	4,413.67	4,413.67	.00	.00
	2131 - Totals	\$4,413.67	\$4,413.67	\$0.00	0.00%
2181					
2181.0000	MILAF Short-Term Fund	799,650.69	535,201.07	264,449.62	49.41
2181.0001	MILAF Max Fund	4,050,866.74	3,950,108.96	100,757.78	2.55
	2181 - Totals	\$4,850,517.43	\$4,485,310.03	\$365,207.40	8.14%
	ASSETS TOTALS	\$4,854,931.10	\$4,489,723.70	\$365,207.40	8.13%
	LIABILITIES AND FUND EQUITY				
	LIABILITIES				
2402					
2402.0000	Accounts Payable	.00	64,202.83	(64,202.83)	(100.00)
	2402 - Totals	\$0.00	\$64,202.83	(\$64,202.83)	(100.00%)
	LIABILITIES TOTALS	\$0.00	\$64,202.83	(\$64,202.83)	(100.00%)
	FUND EQUITY				
2721					
2721.0000	Restricted Fund Balance	4,425,520.87	4,425,520.87	.00	.00
	2721 - Totals	\$4,425,520.87	\$4,425,520.87	\$0.00	0.00%
	FUND EQUITY TOTALS Prior to Current Year Changes	\$4,425,520.87	\$4,425,520.87	\$0.00	0.00%
	Prior Year Fund Equity Adjustment	.00	.00		
	Fund Revenues	(638,096.57)	(760,249.23)		
	Fund Expenses	208,686.34	144,645.85		
	FUND EQUITY TOTALS	\$4,854,931.10	\$5,041,124.25	(\$186,193.15)	(3.69%)
	LIABILITIES AND FUND EQUITY TOTALS	\$4,854,931.10	\$5,105,327.08	(\$250,395.98)	(4.90%)
Fund	42 - Capital Projects - Spec Educ Totals	\$0.00	(\$615,603.38)	\$615,603.38	100.00%
Fund Type	Totals	\$0.00	(\$615,603.38)	\$615,603.38	100.00%
Fund Category	Capital Projects Fund Totals	\$0.00	(\$615,603.38)	\$615,603.38	100.00%
	Grand Totals	\$0.00	(\$615,603.38)	\$615,603.38	100.00%

Classification	Annual Budget Amount	MTD Actual Amount	YTD Actual Amount	YTD Encumbrances	Budget Less YTD Actual	% of Budget
Fund Category Capital Projects Fund						
Fund Type						
Fund 42 - Capital Projects - Spec Educ						
Revenue from Local Sources						
Earnings on Investments and Deposits	.00	23,040.71	138,096.57	.00	(138,096.57)	+++
<i>Revenue from Local Sources Totals</i>	<u>\$0.00</u>	<u>\$23,040.71</u>	<u>\$138,096.57</u>	<u>\$0.00</u>	<u>(\$138,096.57)</u>	<u>+++</u>
<i>Fund Modifications</i>						
Fund Modification - Special Revenue Funds	.00	500,000.00	500,000.00	.00	(500,000.00)	+++
<i>Fund Modifications Totals</i>	<u>\$0.00</u>	<u>\$500,000.00</u>	<u>\$500,000.00</u>	<u>\$0.00</u>	<u>(\$500,000.00)</u>	<u>+++</u>
<i>Purchased Services</i>						
Professional and Technical Services	831.00	.00	3,159.29	.00	(2,328.29)	380
<i>Purchased Services Totals</i>	<u>\$831.00</u>	<u>\$0.00</u>	<u>\$3,159.29</u>	<u>\$0.00</u>	<u>(\$2,328.29)</u>	<u>380%</u>
<i>Capital Outlay</i>						
Building and Additions	236,344.00	.00	6,716.25	204,188.70	25,439.05	89
Improvements Other Than Buildings	362,427.00	.00	153,764.87	16,490.00	192,172.13	47
Equipment and Furniture	63,568.00	8,865.62	45,045.93	.00	18,522.07	71
<i>Capital Outlay Totals</i>	<u>\$662,339.00</u>	<u>\$8,865.62</u>	<u>\$205,527.05</u>	<u>\$220,678.70</u>	<u>\$236,133.25</u>	<u>64%</u>
Fund 42 - Capital Projects - Spec Educ Totals						
REVENUE TOTALS	.00	523,040.71	638,096.57	.00	(638,096.57)	+++
EXPENSE TOTALS	663,170.00	8,865.62	208,686.34	220,678.70	233,804.96	65%
Fund 42 - Capital Projects - Spec Educ Net Gain (Loss)	<u>(\$663,170.00)</u>	<u>\$514,175.09</u>	<u>\$429,410.23</u>	<u>(\$220,678.70)</u>	<u>\$871,901.53</u>	<u>(31%)</u>
Fund Type Totals						
REVENUE TOTALS	.00	523,040.71	638,096.57	.00	(638,096.57)	+++
EXPENSE TOTALS	663,170.00	8,865.62	208,686.34	220,678.70	233,804.96	65%
Fund Type Net Gain (Loss)	<u>(\$663,170.00)</u>	<u>\$514,175.09</u>	<u>\$429,410.23</u>	<u>(\$220,678.70)</u>	<u>\$871,901.53</u>	<u>(31%)</u>
Fund Category Capital Projects Fund Totals						
REVENUE TOTALS	.00	523,040.71	638,096.57	.00	(638,096.57)	+++
EXPENSE TOTALS	663,170.00	8,865.62	208,686.34	220,678.70	233,804.96	65%
Fund Category Capital Projects Fund Net Gain (Loss)	<u>(\$663,170.00)</u>	<u>\$514,175.09</u>	<u>\$429,410.23</u>	<u>(\$220,678.70)</u>	<u>\$871,901.53</u>	<u>(31%)</u>
Grand Totals						
REVENUE TOTALS	.00	523,040.71	638,096.57	.00	(638,096.57)	+++
EXPENSE TOTALS	663,170.00	8,865.62	208,686.34	220,678.70	233,804.96	65%
Grand Total Net Gain (Loss)	<u>(\$663,170.00)</u>	<u>\$514,175.09</u>	<u>\$429,410.23</u>	<u>(\$220,678.70)</u>	<u>\$871,901.53</u>	<u>(31%)</u>

Classification	Annual Budget Amount	MTD Actual Amount	YTD Actual Amount	YTD Encumbrances	Budget Less YTD Actual	% of Budget
----------------	-------------------------	----------------------	----------------------	---------------------	---------------------------	----------------

Account	Account Description	Current YTD Balance	Prior Year Total Actual	Net Change	Change %
Fund Category Capital Projects Fund					
Fund Type					
Fund 43 - Capital Projects 2019 Bond Fund					
ASSETS					
2131					
2131.0000	Due From Other Funds	(64,527.09)	12,401.11	(76,928.20)	(620.33)
2131 - Totals		(\$64,527.09)	\$12,401.11	(\$76,928.20)	(620.33%)
2161					
2161.0000	Interest Receivable on Investments and Deposits	3,912.33	3,912.33	.00	.00
2161 - Totals		\$3,912.33	\$3,912.33	\$0.00	0.00%
2181					
2181.0000	MILAF Short-Term Fund	668,660.51	1,321,557.32	(652,896.81)	(49.40)
2181.0001	MILAF Max Fund	4,537,169.62	4,424,315.96	112,853.66	2.55
2181 - Totals		\$5,205,830.13	\$5,745,873.28	(\$540,043.15)	(9.40%)
ASSETS TOTALS		\$5,145,215.37	\$5,762,186.72	(\$616,971.35)	(10.71%)
LIABILITIES AND FUND EQUITY					
LIABILITIES					
2402					
2402.0000	Accounts Payable	.00	92,698.00	(92,698.00)	(100.00)
2402 - Totals		\$0.00	\$92,698.00	(\$92,698.00)	(100.00%)
LIABILITIES TOTALS		\$0.00	\$92,698.00	(\$92,698.00)	(100.00%)
FUND EQUITY					
2721					
2721.0000	Restricted Fund Balance	5,669,488.72	5,669,488.72	.00	.00
2721 - Totals		\$5,669,488.72	\$5,669,488.72	\$0.00	0.00%
FUND EQUITY TOTALS Prior to Current Year Changes		\$5,669,488.72	\$5,669,488.72	\$0.00	0.00%
Prior Year Fund Equity Adjustment		.00	.00		
Fund Revenues		(139,991.27)	(303,724.18)		
Fund Expenses		664,264.62	221,023.57		
FUND EQUITY TOTALS		\$5,145,215.37	\$5,752,189.33	(\$606,973.96)	(10.55%)
LIABILITIES AND FUND EQUITY TOTALS		\$5,145,215.37	\$5,844,887.33	(\$699,671.96)	(11.97%)
Fund 43 - Capital Projects 2019 Bond Fund Totals		\$0.00	(\$82,700.61)	\$82,700.61	100.00%
Fund Type Totals		\$0.00	(\$82,700.61)	\$82,700.61	100.00%
Fund Category Capital Projects Fund Totals		\$0.00	(\$82,700.61)	\$82,700.61	100.00%
Grand Totals		\$0.00	(\$82,700.61)	\$82,700.61	100.00%

Classification	Annual Budget Amount	MTD Actual Amount	YTD Actual Amount	Budget Less YTD Actual	% of Budget
Fund Category Capital Projects Fund					
Fund Type					
Fund 43 - Capital Projects 2019 Bond Fund					
<i>Revenue from Local Sources</i>					
Earnings on Investments and Deposits	.00	21,091.96	139,991.27	(139,991.27)	+++
<i>Revenue from Local Sources Totals</i>	<u>\$0.00</u>	<u>\$21,091.96</u>	<u>\$139,991.27</u>	<u>(\$139,991.27)</u>	<u>+++</u>
<i>Purchased Services</i>					
Professional and Technical Services	.00	3,500.50	12,100.50	(12,100.50)	+++
<i>Purchased Services Totals</i>	<u>\$0.00</u>	<u>\$3,500.50</u>	<u>\$12,100.50</u>	<u>(\$12,100.50)</u>	<u>+++</u>
<i>Capital Outlay</i>					
Building and Additions	15,000.00	.00	.00	15,000.00	0
Equipment and Furniture	.00	3,213.00	264,256.00	(264,256.00)	+++
<i>Capital Outlay Totals</i>	<u>\$15,000.00</u>	<u>\$3,213.00</u>	<u>\$264,256.00</u>	<u>(\$249,256.00)</u>	<u>1,762%</u>
<i>Other Expenditures</i>					
Other Financing and Debt Expenditures	390,000.00	387,908.12	387,908.12	2,091.88	99
<i>Other Expenditures Totals</i>	<u>\$390,000.00</u>	<u>\$387,908.12</u>	<u>\$387,908.12</u>	<u>\$2,091.88</u>	<u>99%</u>
Fund 43 - Capital Projects 2019 Bond Fund Totals					
REVENUE TOTALS	.00	21,091.96	139,991.27	(139,991.27)	+++
EXPENSE TOTALS	405,000.00	394,621.62	664,264.62	(259,264.62)	164%
Fund 43 - Capital Projects 2019 Bond Fund Net Gain (Loss)	<u>(\$405,000.00)</u>	<u>(\$373,529.66)</u>	<u>(\$524,273.35)</u>	<u>(\$119,273.35)</u>	<u>129%</u>
Fund Type Totals					
REVENUE TOTALS	.00	21,091.96	139,991.27	(139,991.27)	+++
EXPENSE TOTALS	405,000.00	394,621.62	664,264.62	(259,264.62)	164%
Fund Type Net Gain (Loss)	<u>(\$405,000.00)</u>	<u>(\$373,529.66)</u>	<u>(\$524,273.35)</u>	<u>(\$119,273.35)</u>	<u>129%</u>
Fund Category Capital Projects Fund Totals					
REVENUE TOTALS	.00	21,091.96	139,991.27	(139,991.27)	+++
EXPENSE TOTALS	405,000.00	394,621.62	664,264.62	(259,264.62)	164%
Fund Category Capital Projects Fund Net Gain (Loss)	<u>(\$405,000.00)</u>	<u>(\$373,529.66)</u>	<u>(\$524,273.35)</u>	<u>(\$119,273.35)</u>	<u>129%</u>
Grand Totals					
REVENUE TOTALS	.00	21,091.96	139,991.27	(139,991.27)	+++
EXPENSE TOTALS	405,000.00	394,621.62	664,264.62	(259,264.62)	164%
Grand Total Net Gain (Loss)	<u>(\$405,000.00)</u>	<u>(\$373,529.66)</u>	<u>(\$524,273.35)</u>	<u>(\$119,273.35)</u>	<u>129%</u>

G/L Account Number	Account Description	Adopted Budget	Budget Amendments	Amended Budget	Current Month Actual	Encumbrances	Actual	Budget - Actual	% Used/Rec'd
Fund 43 - Capital Projects 2019 Bond Fund									
Account Type Revenue									
Function 0000 - Revenue									
43.0151.0000.000.0000.0000.0000	Earnings on Investments and Deposits	.00	.00	.00	21,091.96	.00	139,991.27	(139,991.27)	+++
43.0153.0000.000.0000.0000.0000	Gain or Loss on Sale of Investment Forfeiture	.00	.00	.00	.00	.00	.00	.00	+++
43.0591.0000.000.0000.0000.0000	Proceeds from issuance of bonds	.00	.00	.00	.00	.00	.00	.00	+++
Function 0000 - Revenue Totals		\$0.00	\$0.00	\$0.00	\$21,091.96	\$0.00	\$139,991.27	(\$139,991.27)	+++
Account Type Revenue Totals									
Account Type Revenue Totals		\$0.00	\$0.00	\$0.00	\$21,091.96	\$0.00	\$139,991.27	(\$139,991.27)	+++
Account Type Expense									
Function 1122 - Special Education									
43.1122.6410.000.0000.06147.0000	Capital-New Equip >\$5000	.00	.00	.00	.00	.00	.00	.00	+++
43.1122.6420.000.0000.06147.0000	Capital-New Equip <\$5000	.00	.00	.00	.00	.00	.00	.00	+++
Function 1122 - Special Education Totals		\$0.00	\$0.00	\$0.00	\$0.00	\$0.00	\$0.00	\$0.00	+++
Function 1231 - Board of Education									
43.1231.3170.000.0000.06147.0000	Legal Services	.00	.00	.00	.00	.00	.00	.00	+++
43.1231.3180.000.0000.06147.0000	Audit Services	.00	.00	.00	.00	.00	.00	.00	+++
Function 1231 - Board of Education Totals		\$0.00	\$0.00	\$0.00	\$0.00	\$0.00	\$0.00	\$0.00	+++
Function 1252 - Fiscal Services									
43.1252.7410.000.0000.06147.0000	Dues and Fees	.00	.00	.00	.00	.00	.00	.00	+++
Function 1252 - Fiscal Services Totals		\$0.00	\$0.00	\$0.00	\$0.00	\$0.00	\$0.00	\$0.00	+++
Function 1259 - Other Business Services									
43.1259.7310.000.0000.06147.0000	Other Bond Issuance Costs	.00	390,000.00	390,000.00	387,908.12	.00	387,908.12	2,091.88	99
Function 1259 - Other Business Services Totals		\$0.00	\$390,000.00	\$390,000.00	\$387,908.12	\$0.00	\$387,908.12	\$2,091.88	99%
Function 1261 - Operating Buildings Services									
43.1261.6410.000.0000.06147.0000	Capital-New Equip >\$5000	.00	.00	.00	.00	6,696.00	261,043.00	(267,739.00)	+++
43.1261.6420.000.0000.06147.0000	Capital-New Equip <\$5000	.00	.00	.00	3,213.00	.00	3,213.00	(3,213.00)	+++
Function 1261 - Operating Buildings Services Totals		\$0.00	\$0.00	\$0.00	\$3,213.00	\$6,696.00	\$264,256.00	(\$270,952.00)	+++
Function 1266 - Security Services									
43.1266.6410.000.0000.06147.0000	Capital-New Equip >\$5000	.00	.00	.00	.00	.00	.00	.00	+++
Function 1266 - Security Services Totals		\$0.00	\$0.00	\$0.00	\$0.00	\$0.00	\$0.00	\$0.00	+++
Function 1284 - Non-Instr Technology Services									
43.1284.3190.000.0000.06147.0000	Other Prof & Technical Services	.00	.00	.00	.00	.00	.00	.00	+++
43.1284.6410.000.0000.06147.0000	Capital-New Equip >\$5000	.00	.00	.00	.00	.00	.00	.00	+++
43.1284.6720.000.0000.06147.0000	Capital-Educ Media - Initial - Depreciable	.00	.00	.00	.00	.00	.00	.00	+++
Function 1284 - Non-Instr Technology Services Totals		\$0.00	\$0.00	\$0.00	\$0.00	\$0.00	\$0.00	\$0.00	+++
Function 1452 - Site Improvement Services									
43.1452.6310.000.0000.06147.0000	Capital-Improv Other Than Bldgs - Depreciable	.00	.00	.00	.00	.00	.00	.00	+++
Function 1452 - Site Improvement Services Totals		\$0.00	\$0.00	\$0.00	\$0.00	\$0.00	\$0.00	\$0.00	+++
Function 1453 - Architect & Engineering Serv									
43.1453.3190.000.0000.06147.0000	Other Prof & Technical Services	.00	.00	.00	.00	.00	8,600.00	(8,600.00)	+++
Function 1453 - Architect & Engineering Serv Totals		\$0.00	\$0.00	\$0.00	\$0.00	\$0.00	\$8,600.00	(\$8,600.00)	+++
Function 1456 - Building Improvement Services									
43.1456.3190.000.0000.06147.0000	Other Prof & Technical Services	.00	.00	.00	3,500.50	.00	3,500.50	(3,500.50)	+++
43.1456.6220.000.0000.06147.0000	Capital-Non-Prop Exp for Bldgs. and Alter by Contractors	.00	15,000.00	15,000.00	.00	13,938.50	.00	1,061.50	93
43.1456.6410.000.0000.06147.0000	Capital-New Equip >\$5000	.00	.00	.00	.00	.00	.00	.00	+++
Function 1456 - Building Improvement Services Totals		\$0.00	\$15,000.00	\$15,000.00	\$3,500.50	\$13,938.50	\$3,500.50	(\$2,439.00)	116%
Function 1459 - Other Facil Acquis and Construction Serv									

G/L Account Number	Account Description	Adopted Budget	Budget		Current Month Actual	Encumbrances	Actual	Budget - Actual	% Used/Rec'd
			Amendments	Amended Budget					
43.1459.3170.000.0000.06147.0000	Legal Services	.00	.00	.00	.00	.00	.00	.00	+++
43.1459.3190.000.0000.06147.0000	Other Prof & Technical Services	.00	.00	.00	.00	.00	.00	.00	+++
43.1459.7310.000.0000.06147.0000	Other Bond Issuance Costs	.00	.00	.00	.00	.00	.00	.00	+++
Function 1459 - Other Facil Acquis and Construction Serv Totals		\$0.00	\$0.00	\$0.00	\$0.00	\$0.00	\$0.00	\$0.00	+++
Function 1622 - Fund Modif to Special Ed Fund									
43.1622.8110.000.0000.06147.0000	Fund Modifications	.00	.00	.00	.00	.00	.00	.00	+++
Function 1622 - Fund Modif to Special Ed Fund Totals		\$0.00	\$0.00	\$0.00	\$0.00	\$0.00	\$0.00	\$0.00	+++
Function 1642 - Fund Modif to SE Cap Proj									
43.1642.8110.000.0000.06147.0000	Fund Modifications	.00	.00	.00	.00	.00	.00	.00	+++
Function 1642 - Fund Modif to SE Cap Proj Totals		\$0.00	\$0.00	\$0.00	\$0.00	\$0.00	\$0.00	\$0.00	+++
Account Type									
Expense Totals		\$0.00	\$405,000.00	\$405,000.00	\$394,621.62	\$20,634.50	\$664,264.62	(\$279,899.12)	169%
Revenue Totals		\$0.00	\$0.00	\$0.00	\$21,091.96	\$0.00	\$139,991.27	(\$139,991.27)	+++
Expense Totals		\$0.00	\$405,000.00	\$405,000.00	\$394,621.62	\$20,634.50	\$664,264.62	(\$279,899.12)	169%
Fund 43 - Capital Projects 2019 Bond Fund Totals		\$0.00	(\$405,000.00)	(\$405,000.00)	(\$373,529.66)	(\$20,634.50)	(\$524,273.35)	\$139,907.85	
Revenue Totals		\$0.00	\$0.00	\$0.00	\$21,091.96	\$0.00	\$139,991.27	(\$139,991.27)	+++
Expense Totals		\$0.00	\$405,000.00	\$405,000.00	\$394,621.62	\$20,634.50	\$664,264.62	(\$279,899.12)	169%
Grand Totals		\$0.00	(\$405,000.00)	(\$405,000.00)	(\$373,529.66)	(\$20,634.50)	(\$524,273.35)	\$139,907.85	

Account	Account Description	Current YTD Balance	Prior Year Total Actual	Net Change	Change %
Fund Category	Capital Projects Fund				
Fund Type					
Fund	47 - Capital Projects - WEOC				
	ASSETS				
2131					
2131.0000	Due From Other Funds	50,349.87	32,418.55	17,931.32	55.31
	2131 - Totals	\$50,349.87	\$32,418.55	\$17,931.32	55.31%
2181					
2181.0000	MILAF Short-Term Fund	.00	(31,998.71)	31,998.71	100.00
	2181 - Totals	\$0.00	(\$31,998.71)	\$31,998.71	100.00%
	ASSETS TOTALS	\$50,349.87	\$419.84	\$49,930.03	11,892.63%
	LIABILITIES AND FUND EQUITY				
	LIABILITIES				
2461					
2461.0002	Accrued Employer FICA Payable	.00	29.84	(29.84)	(100.00)
	2461 - Totals	\$0.00	\$29.84	(\$29.84)	(100.00%)
2462					
2462.0000	Accrued Wages Payable	.00	390.00	(390.00)	(100.00)
	2462 - Totals	\$0.00	\$390.00	(\$390.00)	(100.00%)
	LIABILITIES TOTALS	\$0.00	\$419.84	(\$419.84)	(100.00%)
	Prior Year Fund Equity Adjustment	.00	.00		
	Fund Revenues	(50,000.00)	(69,477.30)		
	Fund Expenses	(349.87)	80,812.74		
	FUND EQUITY TOTALS	\$50,349.87	(\$11,335.44)	\$61,685.31	544.18%
	LIABILITIES AND FUND EQUITY TOTALS	\$50,349.87	(\$10,915.60)	\$61,265.47	561.27%
Fund	47 - Capital Projects - WEOC Totals	\$0.00	\$11,335.44	(\$11,335.44)	(100.00%)
Fund Type	Totals	\$0.00	\$11,335.44	(\$11,335.44)	(100.00%)
Fund Category	Capital Projects Fund Totals	\$0.00	\$11,335.44	(\$11,335.44)	(100.00%)
	Grand Totals	\$0.00	\$11,335.44	(\$11,335.44)	(100.00%)

Classification	Annual Budget Amount	MTD Actual Amount	YTD Actual Amount	YTD Encumbrances	Budget Less YTD Actual	% of Budget
Fund Category Capital Projects Fund						
Fund Type						
Fund 47 - Capital Projects - WEOC						
<i>Fund Modifications</i>						
Fund Modification - Special Revenue Funds	50,000.00	.00	50,000.00	.00	.00	100
<i>Fund Modifications Totals</i>	<u>\$50,000.00</u>	<u>\$0.00</u>	<u>\$50,000.00</u>	<u>\$0.00</u>	<u>\$0.00</u>	<u>100%</u>
<i>Salaries</i>						
Professional Business	.00	.00	(325.00)	.00	325.00	+++
<i>Salaries Totals</i>	<u>\$0.00</u>	<u>\$0.00</u>	<u>(\$325.00)</u>	<u>\$0.00</u>	<u>\$325.00</u>	<u>+++</u>
<i>Employee Benefits</i>						
Mandatory Coverage	.00	.00	(24.87)	.00	24.87	+++
<i>Employee Benefits Totals</i>	<u>\$0.00</u>	<u>\$0.00</u>	<u>(\$24.87)</u>	<u>\$0.00</u>	<u>\$24.87</u>	<u>+++</u>
<i>Capital Outlay</i>						
Building and Additions	20,000.00	.00	.00	.00	20,000.00	0
Equipment and Furniture	30,000.00	.00	.00	.00	30,000.00	0
<i>Capital Outlay Totals</i>	<u>\$50,000.00</u>	<u>\$0.00</u>	<u>\$0.00</u>	<u>\$0.00</u>	<u>\$50,000.00</u>	<u>0%</u>
Fund 47 - Capital Projects - WEOC Totals						
REVENUE TOTALS	50,000.00	.00	50,000.00	.00	.00	100%
EXPENSE TOTALS	50,000.00	.00	(349.87)	.00	50,349.87	(1%)
Fund 47 - Capital Projects - WEOC Net Gain (Loss)	<u>\$0.00</u>	<u>\$0.00</u>	<u>\$50,349.87</u>	<u>\$0.00</u>	<u>\$50,349.87</u>	<u>+++</u>
Fund Type Totals						
REVENUE TOTALS	50,000.00	.00	50,000.00	.00	.00	100%
EXPENSE TOTALS	50,000.00	.00	(349.87)	.00	50,349.87	(1%)
Fund Type Net Gain (Loss)	<u>\$0.00</u>	<u>\$0.00</u>	<u>\$50,349.87</u>	<u>\$0.00</u>	<u>\$50,349.87</u>	<u>+++</u>
Fund Category Capital Projects Fund Totals						
REVENUE TOTALS	50,000.00	.00	50,000.00	.00	.00	100%
EXPENSE TOTALS	50,000.00	.00	(349.87)	.00	50,349.87	(1%)
Fund Category Capital Projects Fund Net Gain (Loss)	<u>\$0.00</u>	<u>\$0.00</u>	<u>\$50,349.87</u>	<u>\$0.00</u>	<u>\$50,349.87</u>	<u>+++</u>
Grand Totals						
REVENUE TOTALS	50,000.00	.00	50,000.00	.00	.00	100%
EXPENSE TOTALS	50,000.00	.00	(349.87)	.00	50,349.87	(1%)
Grand Total Net Gain (Loss)	<u>\$0.00</u>	<u>\$0.00</u>	<u>\$50,349.87</u>	<u>\$0.00</u>	<u>\$50,349.87</u>	<u>+++</u>

Account	Account Description	Current YTD Balance	Prior Year Total Actual	Net Change	Change %
Fund Category	Internal Service				
Fund Type					
Fund	81 - Internal Service Fund				
	ASSETS				
2101					
2101.0005	CASH- SELF INSURED	1,079,827.18	1,102,284.61	(22,457.43)	(2.04)
	2101 - Totals	\$1,079,827.18	\$1,102,284.61	(\$22,457.43)	(2.04%)
2121					
2121.0000	Accounts Receivable	98,077.34	98,100.00	(22.66)	(.02)
	2121 - Totals	\$98,077.34	\$98,100.00	(\$22.66)	(0.02%)
2131					
2131.0000	Due From Other Funds	(452,888.70)	30,951.18	(483,839.88)	(1,563.24)
	2131 - Totals	(\$452,888.70)	\$30,951.18	(\$483,839.88)	(1,563.24%)
	ASSETS TOTALS	\$725,015.82	\$1,231,335.79	(\$506,319.97)	(41.12%)
	LIABILITIES AND FUND EQUITY				
	LIABILITIES				
2402					
2402.0000	Accounts Payable	360,575.01	844,489.89	(483,914.88)	(57.30)
	2402 - Totals	\$360,575.01	\$844,489.89	(\$483,914.88)	(57.30%)
	LIABILITIES TOTALS	\$360,575.01	\$844,489.89	(\$483,914.88)	(57.30%)
	FUND EQUITY				
2771					
2771.0000	Unreserved Retained Earnings-MED	382,746.82	382,746.82	.00	.00
2771.0001	Unreserved Retained Earnings-DEN	165,121.32	165,121.32	.00	.00
2771.0002	Unreserved Retained Earnings-VIS	29,627.79	29,627.79	.00	.00
	2771 - Totals	\$577,495.93	\$577,495.93	\$0.00	0.00%
	FUND EQUITY TOTALS Prior to Current Year Changes	\$577,495.93	\$577,495.93	\$0.00	0.00%
	Prior Year Fund Equity Adjustment	.00	.00		
	Fund Revenues	(2,728,977.78)	(6,435,109.04)		
	Fund Expenses	2,751,382.87	6,702,505.19		
	FUND EQUITY TOTALS	\$555,090.84	\$310,099.78	\$244,991.06	79.00%
	LIABILITIES AND FUND EQUITY TOTALS	\$915,665.85	\$1,154,589.67	(\$238,923.82)	(20.69%)
Fund	81 - Internal Service Fund Totals	(\$190,650.03)	\$76,746.12	(\$267,396.15)	(348.42%)
Fund Type	Totals	(\$190,650.03)	\$76,746.12	(\$267,396.15)	(348.42%)
Fund Category	Internal Service Totals	(\$190,650.03)	\$76,746.12	(\$267,396.15)	(348.42%)
	Grand Totals	(\$190,650.03)	\$76,746.12	(\$267,396.15)	(348.42%)

Classification	Annual Budget Amount	MTD Actual Amount	YTD Actual Amount	YTD Encumbrances	Budget Less YTD Actual	% of Budget
Fund Category Internal Service						
Fund Type						
Fund 81 - Internal Service Fund						
<i>Revenue from Local Sources</i>						
Other Local Revenue	.00	543,420.90	2,720,846.24	.00	(2,720,846.24)	+++
<i>Revenue from Local Sources Totals</i>	<u>\$0.00</u>	<u>\$543,420.90</u>	<u>\$2,720,846.24</u>	<u>\$0.00</u>	<u>(\$2,720,846.24)</u>	<u>+++</u>
<i>Incoming Transfers and Other Transactions</i>						
Other Financing Sources	.00	1,192.22	8,131.54	.00	(8,131.54)	+++
<i>Incoming Transfers and Other Transactions Totals</i>	<u>\$0.00</u>	<u>\$1,192.22</u>	<u>\$8,131.54</u>	<u>\$0.00</u>	<u>(\$8,131.54)</u>	<u>+++</u>
<i>Employee Benefits</i>						
Employee Insurance	.00	365,546.64	2,751,382.87	.00	(2,751,382.87)	+++
<i>Employee Benefits Totals</i>	<u>\$0.00</u>	<u>\$365,546.64</u>	<u>\$2,751,382.87</u>	<u>\$0.00</u>	<u>(\$2,751,382.87)</u>	<u>+++</u>
Fund 81 - Internal Service Fund Totals						
REVENUE TOTALS	.00	544,613.12	2,728,977.78	.00	(2,728,977.78)	+++
EXPENSE TOTALS	.00	365,546.64	2,751,382.87	.00	(2,751,382.87)	+++
Fund 81 - Internal Service Fund Net Gain (Loss)	<u>\$0.00</u>	<u>\$179,066.48</u>	<u>(\$22,405.09)</u>	<u>\$0.00</u>	<u>(\$22,405.09)</u>	<u>+++</u>
Fund Type Totals						
REVENUE TOTALS	.00	544,613.12	2,728,977.78	.00	(2,728,977.78)	+++
EXPENSE TOTALS	.00	365,546.64	2,751,382.87	.00	(2,751,382.87)	+++
Fund Type Net Gain (Loss)	<u>\$0.00</u>	<u>\$179,066.48</u>	<u>(\$22,405.09)</u>	<u>\$0.00</u>	<u>(\$22,405.09)</u>	<u>+++</u>
Fund Category Internal Service Totals						
REVENUE TOTALS	.00	544,613.12	2,728,977.78	.00	(2,728,977.78)	+++
EXPENSE TOTALS	.00	365,546.64	2,751,382.87	.00	(2,751,382.87)	+++
Fund Category Internal Service Net Gain (Loss)	<u>\$0.00</u>	<u>\$179,066.48</u>	<u>(\$22,405.09)</u>	<u>\$0.00</u>	<u>(\$22,405.09)</u>	<u>+++</u>
Grand Totals						
REVENUE TOTALS	.00	544,613.12	2,728,977.78	.00	(2,728,977.78)	+++
EXPENSE TOTALS	.00	365,546.64	2,751,382.87	.00	(2,751,382.87)	+++
Grand Total Net Gain (Loss)	<u>\$0.00</u>	<u>\$179,066.48</u>	<u>(\$22,405.09)</u>	<u>\$0.00</u>	<u>(\$22,405.09)</u>	<u>+++</u>

Function Code	Adopted Budget	Current Month Actual	Encumbrances	Actual	Budget - Actual	% Used/Rec'd
Fund 27 - Cooperative Activities Fund						
Program 000 - Unassigned						
Account Type Revenue						
Function 0000 - Revenue	1,038,287.00	3,782.42	.00	341,390.58	783,433.42	30
Account Type Revenue Totals	\$1,038,287.00	\$3,782.42	\$0.00	\$341,390.58	\$783,433.42	30%
Account Type Expense						
Function 1113 - High School	5,000.00	1,262.99	8,202.01	1,262.99	89,617.00	10
Function 1226 - SupervisionDirection of Instr Staff	823,377.00	52,306.06	2,500.00	292,658.53	528,218.47	36
Function 1249 - Other School Administration	25,000.00	.00	.00	.00	25,000.00	0
Function 1252 - Fiscal Services	.00	.00	.00	109.94	(109.94)	0
Function 1283 - Staff/Personnel Services	33,500.00	.00	32,239.34	4,000.00	(2,739.34)	108
Function 1284 - Non-Instr Technology Services	109,410.00	7,450.70	15,515.97	54,656.47	39,237.56	64
Function 1391 - Other Community Services	2,000.00	.00	.00	.00	2,000.00	0
Function 1511 - Debt Service - Long Term Only - Principal	40,000.00	2,007.00	.00	11,754.00	28,246.00	29
Account Type Expense Totals	\$1,038,287.00	\$63,026.75	\$58,457.32	\$364,441.93	\$709,469.75	37%
Program 000 - Unassigned Totals	\$0.00	(\$59,244.33)	(\$58,457.32)	(\$23,051.35)	\$73,963.67	-7%

Function Code	Adopted Budget	Current Month Actual	Encumbrances	Actual	Budget - Actual	% Used/Rec'd
Program 910 - WIHI - IB Program						
Account Type Revenue						
Function 0000 - Revenue	7,587,752.00	614,120.70	.00	3,585,762.66	4,016,144.34	47
Account Type Revenue Totals	\$7,587,752.00	\$614,120.70	\$0.00	\$3,585,762.66	\$4,016,144.34	47%
Account Type Expense						
Function 1112 - Middle/Junior High	1,398,855.00	73,613.82	.00	300,388.96	1,098,466.04	21
Function 1113 - High School	3,280,163.00	252,127.46	3,714.71	1,090,638.35	2,198,874.94	33
Function 1212 - Guidance Services	236,561.00	28,641.33	.00	142,429.66	94,131.34	60
Function 1216 - Social Work Services	212,101.00	1,359.76	.00	1,359.76	210,741.24	1
Function 1218 - Teacher Consultant	26,526.00	.00	.00	.00	26,526.00	0
Function 1219 - Other Pupil Support Serv	.00	.00	.00	.01	(.01)	0
Function 1221 - Improvement of Instruction	907.00	.00	.00	.00	907.00	0
Function 1226 - SupervisionDirection of Instr Staff	317,692.00	30,549.98	18,535.76	152,032.56	147,123.68	54
Function 1241 - Office of the Principal	389,166.00	19,759.06	.00	177,877.98	211,288.02	46
Function 1249 - Other School Administration	25,773.00	.00	2,100.00	100.00	23,573.00	9
Function 1261 - Operating Buildings Services	283,011.00	2,050.00	119,466.00	79,572.38	83,972.62	70
Function 1266 - Security Services	269.00	.00	.00	.00	269.00	0
Function 1271 - Pupil Transportation Services	.00	.00	.00	.00	.00	0
Function 1284 - Non-Instr Technology Services	102,908.00	7,852.46	.00	48,167.15	54,740.85	47
Function 1411 - Pmts to Other Mich Publ Schools	494,144.00	.00	.00	155,000.00	339,144.00	31
Function 1456 - Building Improvement Services	.00	.00	.00	.00	.00	0
Function 1511 - Debt Service - Long Term Only - Principal	350,000.00	.00	.00	.00	350,000.00	0
Function 1611 - Fund Modif to General Ed Fund	26,496.00	.00	.00	.00	26,496.00	0
Function 1622 - Fund Modif to Special Ed Fund	139,103.00	.00	.00	.00	139,103.00	0
Function 1647 - Fund Mod to WEOC	25,000.00	.00	.00	25,000.00	.00	100
Account Type Expense Totals	\$7,308,675.00	\$415,953.87	\$143,816.47	\$2,172,566.81	\$5,005,356.72	32%
Program 910 - WIHI - IB Program Totals	\$279,077.00	\$198,166.83	(\$143,816.47)	\$1,413,195.85	(\$989,212.38)	16%

Function Code	Adopted Budget	Current Month Actual	Encumbrances	Actual	Budget - Actual	% Used/Rec'd
Program 913 - ECA Program						
Account Type Revenue						
Function 0000 - Revenue	5,242,028.00	360,954.28	.00	2,179,325.36	3,062,702.64	42
Account Type Revenue Totals	\$5,242,028.00	\$360,954.28	\$0.00	\$2,179,325.36	\$3,062,702.64	42%
Account Type Expense						
Function 1113 - High School	3,365,839.00	984,773.09	903.38	1,545,789.43	1,819,146.19	46
Function 1212 - Guidance Services	293,423.00	25,767.73	.00	144,361.89	149,061.11	49
Function 1216 - Social Work Services	97,165.00	7,737.95	.00	31,296.56	65,868.44	32
Function 1218 - Teacher Consultant	13,000.00	.00	.00	.00	13,000.00	0
Function 1226 - SupervisionDirection of Instr Staff	272,936.00	36,208.98	.00	259,839.68	13,096.32	95
Function 1241 - Office of the Principal	414,201.00	17,571.47	2,800.00	81,256.93	330,144.07	20
Function 1249 - Other School Administration	25,505.00	.00	.00	4,336.02	21,168.98	17
Function 1271 - Pupil Transportation Services	5,155.00	.00	.00	69.00	5,086.00	1
Function 1281 - Planning, Research and Evaluation	11.00	.00	.00	.00	11.00	0
Function 1284 - Non-Instr Technology Services	87,422.00	6,614.43	.00	40,558.42	46,863.58	46
Function 1411 - Pmts to Other Mich Publ Schools	296,486.00	.00	.00	93,000.00	203,486.00	31
Function 1599 - Miscellaneous Other Financing So	280,508.00	.00	.00	.00	280,508.00	0
Function 1611 - Fund Modif to General Ed Fund	19,421.00	.00	.00	.00	19,421.00	0
Function 1622 - Fund Modif to Special Ed Fund	101,958.00	.00	.00	.00	101,958.00	0
Function 1647 - Fund Mod to WEOC	25,000.00	.00	.00	.00	25,000.00	0
Account Type Expense Totals	\$5,298,030.00	\$1,078,673.65	\$3,703.38	\$2,200,507.93	\$3,093,818.69	42%
Program 913 - ECA Program Totals	(\$56,002.00)	(\$717,719.37)	(\$3,703.38)	(\$21,182.57)	(\$31,116.05)	0%

Function Code	Adopted Budget	Current Month Actual	Encumbrances	Actual	Budget - Actual	% Used/Rec'd
Program 915 - WAVE Program						
Account Type Revenue						
Function 0000 - Revenue	3,381,460.00	279,818.58	.00	1,732,544.58	1,650,110.42	51
Function 0192 - MI Ctr Youth Justice Wave Grant	.00	.00	.00	.00	.00	0
Account Type Revenue Totals	\$3,381,460.00	\$279,818.58	\$0.00	\$1,732,544.58	\$1,650,110.42	51%
Account Type Expense						
Function 1112 - Middle/Junior High	280,771.00	16,869.14	.00	107,979.96	172,791.04	38
Function 1113 - High School	1,539,258.00	106,743.89	8,467.13	687,960.66	842,830.21	45
Function 1212 - Guidance Services	270,565.00	21,262.98	.00	131,911.90	138,848.10	49
Function 1216 - Social Work Services	110,246.00	4,408.24	.00	27,604.02	82,641.98	25
Function 1218 - Teacher Consultant	51,575.00	.00	.00	.00	51,575.00	0
Function 1221 - Improvement of Instruction	2,793.00	.00	.00	300.00	2,493.00	11
Function 1222 - Educational Media Services	.00	.00	.00	.00	.00	0
Function 1225 - Instructional Technology	100,409.00	6,004.95	899.70	48,030.43	51,478.87	49
Function 1226 - SupervisionDirection of Instr Staff	368,413.00	27,696.61	.00	143,420.31	224,992.69	39
Function 1249 - Other School Administration	1,546.00	.00	.00	.00	1,546.00	0
Function 1261 - Operating Buildings Services	.00	.00	.00	1,065.00	(1,065.00)	0
Function 1271 - Pupil Transportation Services	2,686.00	.00	.00	975.00	2,711.00	26
Function 1283 - Staff/Personnel Services	1,665.00	.00	.00	.00	1,665.00	0
Function 1284 - Non-Instr Technology Services	105,528.00	7,983.27	.00	48,961.84	56,566.16	46
Function 1411 - Pmts to Other Mich Publ Schools	197,657.00	.00	.00	62,000.00	135,657.00	31
Function 1511 - Debt Service - Long Term Only - Principal	208,368.00	17,364.00	.00	104,184.00	104,184.00	50
Function 1611 - Fund Modif to General Ed Fund	12,175.00	.00	.00	.00	12,175.00	0
Function 1622 - Fund Modif to Special Ed Fund	63,920.00	.00	.00	.00	63,920.00	0
Function 1647 - Fund Mod to WEOC	25,000.00	.00	.00	25,000.00	.00	100
Account Type Expense Totals	\$3,342,575.00	\$208,333.08	\$9,366.83	\$1,389,393.12	\$1,945,010.05	42%
Program 915 - WAVE Program Totals	\$38,885.00	\$71,485.50	(\$9,366.83)	\$343,151.46	(\$294,899.63)	9%

Function Code	Adopted Budget	Current Month Actual	Encumbrances	Actual	Budget - Actual	% Used/Rec'd
Program 917 - Washtenaw County Tech Consortium						
Account Type Revenue						
Function 0000 - Revenue	725,321.00	690,969.46	.00	714,190.22	11,130.78	98
Account Type Revenue Totals	\$725,321.00	\$690,969.46	\$0.00	\$714,190.22	\$11,130.78	98%
Account Type Expense						
Function 1284 - Non-Instr Technology Services	631,984.00	16,377.83	49,405.51	183,497.46	399,081.03	37
Account Type Expense Totals	\$631,984.00	\$16,377.83	\$49,405.51	\$183,497.46	\$399,081.03	37%
Program 917 - Washtenaw County Tech Consortium Totals	\$93,337.00	\$674,591.63	(\$49,405.51)	\$530,692.76	(\$387,950.25)	62%

Function Code	Adopted Budget	Current Month Actual	Encumbrances	Actual	Budget - Actual	% Used/Rec'd
Program 918 - New World Software						
Account Type Revenue						
Function 0000 - Revenue	292,748.00	2,730.62	.00	14,972.72	277,775.28	5
Account Type Revenue Totals	\$292,748.00	\$2,730.62	\$0.00	\$14,972.72	\$277,775.28	5%
Account Type Expense						
Function 1284 - Non-Instr Technology Services	289,345.00	.00	24,554.35	244,571.08	20,219.57	93
Account Type Expense Totals	\$289,345.00	\$0.00	\$24,554.35	\$244,571.08	\$20,219.57	93%
Program 918 - New World Software Totals	\$3,403.00	\$2,730.62	(\$24,554.35)	(\$229,598.36)	\$257,555.71	-88%

Function Code	Adopted Budget	Current Month Actual	Encumbrances	Actual	Budget - Actual	% Used/Rec'd
Program 919 - Medicaid Programs						
Account Type Revenue						
Function 0000 - Revenue	7,640,302.00	740,676.18	.00	3,903,162.93	3,737,139.07	51
Account Type Revenue Totals	\$7,640,302.00	\$740,676.18	\$0.00	\$3,903,162.93	\$3,737,139.07	51%
Account Type Expense						
Function 1213 - Health Services	19,590.00	3,660.00	15,835.00	4,165.00	(410.00)	102
Function 1226 - SupervisionDirection of Instr Staff	275,023.00	10,674.75	.00	121,929.05	153,093.95	44
Function 1231 - Board of Education	4,728.00	.00	.00	4,807.50	(79.50)	102
Function 1283 - Staff/Personnel Services	2,566.00	.00	.00	.00	2,566.00	0
Function 1284 - Non-Instr Technology Services	20,540.00	.00	.00	5,312.96	15,227.04	26
Function 1411 - Pmts to Other Mich Publ Schools	6,272,738.00	.00	.00	.00	6,272,738.00	0
Function 1641 - Fund Modif to GE Cap Proj	.00	.00	.00	.00	.00	0
Account Type Expense Totals	\$6,595,185.00	\$14,334.75	\$15,835.00	\$136,214.51	\$6,443,135.49	2%
Program 919 - Medicaid Programs Totals	\$1,045,117.00	\$726,341.43	(\$15,835.00)	\$3,766,948.42	(\$2,705,996.42)	49%
Revenue Totals	\$25,907,898.00	\$2,693,052.24	\$0.00	\$12,471,349.05	\$13,538,435.95	48%
Expense Totals	\$24,504,081.00	\$1,796,699.93	\$305,138.86	\$6,691,192.84	\$17,616,091.30	28%
Fund 27 - Cooperative Activities Fund Totals	\$1,403,817.00	\$896,352.31	(\$305,138.86)	\$5,780,156.21	(\$4,077,655.35)	
Revenue Totals	\$25,907,898.00	\$2,693,052.24	\$0.00	\$12,471,349.05	\$13,538,435.95	48%
Expense Totals	\$24,504,081.00	\$1,796,699.93	\$305,138.86	\$6,691,192.84	\$17,616,091.30	28%
Grand Totals	\$1,403,817.00	\$896,352.31	(\$305,138.86)	\$5,780,156.21	(\$4,077,655.35)	

G/L Account Number	Account Description	Adopted Budget	Current Month Actual	Encumbrances	Actual	Budget - Actual	% Used/Rec'd
Program 000 - Unassigned							
Account Type Revenue							
Function 0000 - Revenue							
27.0192.0000.000.9864.00000.0000	Private Sources (Contributions)	.00	.00	.00	.00	.00	+++
27.0312.0000.000.2083.00000.0000	Restricted State Revenues Received as Grants	50,000.00	3,782.42	.00	13,831.05	36,168.95	28
27.0312.0000.000.2734.00000.0000	Restricted State Revenues Received as Grants	.00	.00	.00	10,802.52	69,279.48	13
27.0312.0070.000.3491.00000.0000	LAWMASC State aid	.00	.00	.00	.00	.00	+++
27.0312.0070.000.3494.00000.0000	LAWMASC State aid	.00	.00	.00	6,757.01	(302.01)	105
27.0518.0000.000.0000.00000.0000	Compensation Rec'd in Pmt of Srvc Prvided to Other Public School	988,287.00	.00	.00	310,000.00	678,287.00	31
Function 0000 - Revenue Totals		\$1,038,287.00	\$3,782.42	\$0.00	\$341,390.58	\$783,433.42	30%
Account Type Revenue Totals		\$1,038,287.00	\$3,782.42	\$0.00	\$341,390.58	\$783,433.42	30%
Account Type Expense							
Function 1113 - High School							
27.1113.2310.000.0000.00000.0000	Tuition	5,000.00	.00	.00	.00	5,000.00	0
27.1113.2390.000.2734.00000.0000	Other Special Allowances	.00	.00	.00	.00	80,082.00	0
27.1113.3210.000.3490.00000.0000	Regular Duty Travel	.00	.00	.00	.00	.00	+++
27.1113.3220.000.9864.00000.0000	Workshops and Conf Travel	.00	.00	.00	.00	.00	+++
27.1113.4120.000.9872.00000.0000	Equip Repair Serv	.00	1,262.99	702.01	1,262.99	102.00	95
27.1113.5110.000.9864.00000.0000	Teaching/Testing Supplies	.00	.00	.00	.00	.00	+++
27.1113.5990.000.9872.00000.0000	Misc. Supp & Matls	.00	.00	.00	.00	933.00	0
27.1113.6420.000.9872.00000.0000	Capital-New Equip <\$5000	.00	.00	1,500.00	.00	9,500.00	14
27.1113.7410.000.3490.00000.0000	Dues and Fees	.00	.00	6,000.00	.00	(6,000.00)	+++
Function 1113 - High School Totals		\$5,000.00	\$1,262.99	\$8,202.01	\$1,262.99	\$89,617.00	10%
Function 1226 - SupervisionDirection of Instr Staff							
27.1226.1160.000.0000.00000.0000	Supervision/Direction-Staff	138,853.00	11,571.08	.00	69,426.48	69,426.52	50
27.1226.1620.000.0000.00000.0000	Secretary-Clerical-Bookkeeper	60,000.00	5,000.00	.00	30,000.00	30,000.00	50
27.1226.2110.000.0000.00000.0000	Group Life	88.00	7.20	.00	43.20	44.80	49
27.1226.2120.000.0000.00000.0000	Group Disability	408.00	33.90	.00	203.40	204.60	50
27.1226.2130.000.0000.00000.0000	Group Health and Accident	35,522.00	2,891.16	.00	17,347.16	18,174.84	49
27.1226.2140.000.0000.00000.0000	Dental Health Care	3,136.00	261.04	.00	1,567.44	1,568.56	50
27.1226.2150.000.0000.00000.0000	Vision Care	740.00	61.36	.00	369.36	370.64	50
27.1226.2820.000.0000.00000.0000	Contribution to State and Local Retirement Funds	97,717.00	6,949.92	.00	45,278.88	52,438.12	46
27.1226.2830.000.0000.00000.0000	Employer Social Security	15,213.00	1,193.55	.00	7,161.22	8,051.78	47
27.1226.3150.000.0000.00000.0000	Management Services	350,000.00	14,483.44	.00	96,247.27	253,752.73	27
27.1226.3170.000.0000.00000.0000	Legal Services	105,000.00	9,222.47	.00	22,360.73	82,639.27	21
27.1226.3190.000.0000.00000.0000	Other Prof & Technical Services	5,000.00	.00	2,500.00	.00	2,500.00	50
27.1226.3210.000.0000.00000.0000	Regular Duty Travel	750.00	.00	.00	225.00	525.00	30
27.1226.3220.000.0000.00000.0000	Workshops and Conf Travel	4,000.00	.00	.00	1,754.69	2,245.31	44
27.1226.3430.000.0000.00000.0000	Mail/Postage Serv	.00	.00	.00	.00	.00	+++
27.1226.3610.000.0000.00000.0000	Printing Serv	200.00	.00	.00	.00	200.00	0
27.1226.5910.000.0000.00000.0000	Office Supplies	1,000.00	.00	.00	5.29	994.71	1
27.1226.6420.000.0000.00000.0000	Capital-New Equip <\$5000	3,000.00	.00	.00	.00	3,000.00	0
27.1226.7410.000.0000.00000.0000	Dues and Fees	750.00	.00	.00	.00	750.00	0
27.1226.7910.000.0000.00000.0000	Misc Expenditures	2,000.00	630.94	.00	668.41	1,331.59	33
Function 1226 - SupervisionDirection of Instr Staff Totals		\$823,377.00	\$52,306.06	\$2,500.00	\$292,658.53	\$528,218.47	36%
Function 1249 - Other School Administration							
27.1249.5990.000.0000.00000.0000	Misc. Supp & Matls	25,000.00	.00	.00	.00	25,000.00	0
Function 1249 - Other School Administration Totals		\$25,000.00	\$0.00	\$0.00	\$0.00	\$25,000.00	0%
Function 1252 - Fiscal Services							
27.1252.1310.000.0000.00000.0000	Accounting	.00	.00	.00	.00	.00	+++
27.1252.2110.000.0000.00000.0000	Group Life	.00	.00	.00	.00	.00	+++
27.1252.2120.000.0000.00000.0000	Group Disability	.00	.00	.00	.00	.00	+++
27.1252.2130.000.0000.00000.0000	Group Health and Accident	.00	.00	.00	.00	.00	+++
27.1252.2140.000.0000.00000.0000	Dental Health Care	.00	.00	.00	.00	.00	+++

G/L Account Number	Account Description	Adopted Budget	Current Month Actual	Encumbrances	Actual	Budget - Actual	% Used/Rec'd
27.1252.2150.000.0000.0000.0000	Vision Care	.00	.00	.00	(.18)	.18	+++
27.1252.2820.000.0000.0000.0000	Contribution to State and Local Retirement Funds	.00	.00	.00	(1.80)	1.80	+++
27.1252.2830.000.0000.0000.0000	Employer Social Security	.00	.00	.00	(.49)	.49	+++
27.1252.3220.000.0000.0000.0000	Workshops and Conf Travel	.00	.00	.00	.00	.00	+++
27.1252.3410.000.0000.0000.0000	Telephone Serv	.00	.00	.00	112.41	(112.41)	+++
Function 1252 - Fiscal Services Totals		\$0.00	\$0.00	\$0.00	\$109.94	(\$109.94)	+++
Function 1283 - Staff/Personnel Services							
27.1283.3120.000.0000.0000.0000	Employee Training & Devel Serv	5,000.00	.00	.00	.00	5,000.00	0
27.1283.3190.000.0000.0000.0000	Other Prof & Technical Services	3,500.00	.00	.00	.00	3,500.00	0
27.1283.3510.000.0000.0000.0000	Advertisement Serv	25,000.00	.00	32,239.34	4,000.00	(11,239.34)	145
Function 1283 - Staff/Personnel Services Totals		\$33,500.00	\$0.00	\$32,239.34	\$4,000.00	(\$2,739.34)	108%
Function 1284 - Non-Instr Technology Services							
27.1284.1510.000.0000.0000.0000	Information Management	62,300.00	5,191.67	19,641.37	31,149.98	11,508.65	82
27.1284.2110.000.0000.0000.0000	Group Life	44.00	3.60	.00	21.60	22.40	49
27.1284.2120.000.0000.0000.0000	Group Disability	158.00	13.14	.00	78.84	79.16	50
27.1284.2820.000.0000.0000.0000	Contribution to State and Local Retirement Funds	26,641.00	1,845.12	.00	12,195.24	14,445.76	46
27.1284.2830.000.0000.0000.0000	Employer Social Security	4,767.00	397.17	.00	2,382.97	2,384.03	50
27.1284.3220.000.0000.0000.0000	Workshops and Conf Travel	500.00	.00	.00	.00	500.00	0
27.1284.3450.000.0000.0000.0000	Software Lic/Agmts Serv	15,000.00	.00	(4,125.40)	8,827.84	10,297.56	31
Function 1284 - Non-Instr Technology Services Totals		\$109,410.00	\$7,450.70	\$15,515.97	\$54,656.47	\$39,237.56	64%
Function 1391 - Other Community Services							
27.1391.5990.000.0000.0000.0000	Misc. Supp & Mats	2,000.00	.00	.00	.00	2,000.00	0
Function 1391 - Other Community Services Totals		\$2,000.00	\$0.00	\$0.00	\$0.00	\$2,000.00	0%
Function 1511 - Debt Service - Long Term Only - Principal							
27.1511.7190.000.0000.0000.0000	Other LT Debt Principal	40,000.00	2,007.00	.00	11,754.00	28,246.00	29
Function 1511 - Debt Service - Long Term Only - Principal Totals		\$40,000.00	\$2,007.00	\$0.00	\$11,754.00	\$28,246.00	29%
Account Type Expense Totals		\$1,038,287.00	\$63,026.75	\$58,457.32	\$364,441.93	\$709,469.75	37%
Program 000 - Unassigned Totals		\$0.00	(\$59,244.33)	(\$58,457.32)	(\$23,051.35)	\$73,963.67	-7%

G/L Account Number	Account Description	Adopted Budget	Current Month Actual	Encumbrances	Actual	Budget - Actual	% Used/Rec'd
Program 910 - WIHI - IB Program							
Account Type Revenue							
Function 0000 - Revenue							
27.0151.0000.910.0000.00000.0000	Earnings on Investments and Deposits	.00	692.69	.00	4,169.05	(4,169.05)	+++
27.0192.0000.910.9868.00000.0000	Private Sources (Contributions)	.00	.00	.00	155.77	(.77)	100
27.0192.0000.910.9872.00000.0000	Private Sources (Contributions)	.00	.00	.00	14,000.00	.00	100
27.0199.0000.910.0000.00000.0000	Miscellaneous Local Revenues	.00	.00	.00	.00	.00	+++
27.0312.0000.910.2083.00000.0000	Restricted State Revenues Received as Grants	500,000.00	48,277.45	.00	176,534.48	323,465.52	35
27.0511.0000.910.0000.81010.0000	Tuition Payments Received from Other Public Schools	1,133,272.00	92,036.63	.00	552,219.78	581,052.22	49
27.0511.0000.910.0000.81020.0000	Tuition Payments Received from Other Public Schools	5,243,784.00	415,305.80	.00	2,491,834.80	2,751,949.20	48
27.0511.0000.910.0000.81040.0000	Tuition Payments Received from Other Public Schools	9,604.00	760.63	.00	4,563.78	5,040.22	48
27.0511.0000.910.0000.81070.0000	Tuition Payments Received from Other Public Schools	470,596.00	38,792.30	.00	232,753.80	237,842.20	49
27.0511.0000.910.0000.81080.0000	Tuition Payments Received from Other Public Schools	.00	.00	.00	.00	.00	+++
27.0511.0000.910.0000.81100.0000	Tuition Payments Received from Other Public Schools	48,020.00	3,803.17	.00	22,819.02	25,200.98	48
27.0511.0000.910.0000.81120.0000	Tuition Payments Received from Other Public Schools	182,476.00	14,452.03	.00	86,712.18	95,763.82	48
27.0511.0000.910.0000.81140.0000	Tuition Payments Received from Other Public Schools	.00	.00	.00	.00	.00	+++
Function 0000 - Revenue Totals		\$7,587,752.00	\$614,120.70	\$0.00	\$3,585,762.66	\$4,016,144.34	47%
Account Type Revenue Totals		\$7,587,752.00	\$614,120.70	\$0.00	\$3,585,762.66	\$4,016,144.34	47%
Account Type Expense							
Function 1112 - Middle/Junior High							
27.1112.1240.910.0000.00000.0000	Teaching	811,684.00	44,644.89	.00	180,505.22	631,178.78	22
27.1112.2110.910.0000.00000.0000	Group Life	2,144.00	28.00	.00	112.00	2,032.00	5
27.1112.2120.910.0000.00000.0000	Group Disability	2,192.00	105.54	.00	416.39	1,775.61	19
27.1112.2130.910.0000.00000.0000	Group Health and Accident	116,857.00	6,613.35	.00	26,259.61	90,597.39	22
27.1112.2140.910.0000.00000.0000	Dental Health Care	11,182.00	574.66	.00	2,374.38	8,807.62	21
27.1112.2150.910.0000.00000.0000	Vision Care	2,739.00	136.52	.00	564.03	2,174.97	21
27.1112.2390.910.0000.00000.0000	Other Special Allowances	.00	.00	.00	134.00	(134.00)	+++
27.1112.2820.910.0000.00000.0000	Contribution to State and Local Retirement Funds	389,947.00	18,210.36	.00	76,830.91	313,116.09	20
27.1112.2830.910.0000.00000.0000	Employer Social Security	62,110.00	3,300.50	.00	13,192.42	48,917.58	21
Function 1112 - Middle/Junior High Totals		\$1,398,855.00	\$73,613.82	\$0.00	\$300,388.96	\$1,098,466.04	21%
Function 1113 - High School							
27.1113.1240.910.0000.00000.0000	Teaching	1,664,994.00	151,400.51	.00	645,882.54	1,019,111.46	39
27.1113.1920.910.0000.00000.0000	Professional-Education	129,600.00	.00	.00	5,000.00	124,600.00	4
27.1113.1920.910.3494.00000.0000	Professional-Education	.00	.00	.00	.00	1,500.00	0
27.1113.2110.910.0000.00000.0000	Group Life	1,139.00	99.45	.00	412.45	726.55	36
27.1113.2120.910.0000.00000.0000	Group Disability	4,035.00	433.33	.00	1,695.53	2,339.47	42
27.1113.2130.910.0000.00000.0000	Group Health and Accident	251,461.00	18,917.09	.00	77,387.23	174,073.77	31
27.1113.2140.910.0000.00000.0000	Dental Health Care	21,310.00	1,737.11	.00	7,210.51	14,099.49	34
27.1113.2150.910.0000.00000.0000	Vision Care	5,095.00	403.19	.00	1,680.89	3,414.11	33
27.1113.2390.910.0000.00000.0000	Other Special Allowances	.00	.00	.00	66.00	(66.00)	+++
27.1113.2820.910.0000.00000.0000	Contribution to State and Local Retirement Funds	853,319.00	60,700.57	.00	259,703.56	593,615.44	30
27.1113.2820.910.3494.00000.0000	Contribution to State and Local Retirement Funds	.00	.00	.00	.00	300.00	0
27.1113.2830.910.0000.00000.0000	Employer Social Security	137,314.00	11,266.23	.00	47,652.13	89,661.87	35
27.1113.2830.910.3494.00000.0000	Employer Social Security	.00	.00	.00	.00	57.00	0
27.1113.2850.910.0000.00000.0000	Unemployment Compensation	.00	.00	.00	2,867.36	(2,867.36)	+++
27.1113.3190.910.0000.00000.0000	Other Prof & Technical Services	537.00	.00	.00	.00	537.00	0
27.1113.3210.910.0000.00000.0000	Regular Duty Travel	269.00	.00	.00	.00	269.00	0
27.1113.3210.910.3494.00000.0000	Regular Duty Travel	.00	.00	.00	.00	5,130.00	0
27.1113.3220.910.0000.00000.0000	Workshops and Conf Travel	30,000.00	.00	.00	1,750.00	28,250.00	6
27.1113.3450.910.0000.00000.0000	Software Lic/Agmts Serv	27,835.00	6,750.00	1,136.25	9,250.00	17,448.75	37
27.1113.3610.910.0000.00000.0000	Printing Serv	5,809.00	.00	.00	7,564.98	(1,755.98)	130
27.1113.4120.910.0000.00000.0000	Equip Repair Serv	537.00	.00	.00	.00	537.00	0
27.1113.4140.910.0000.00000.0000	Software Maint Agmts Serv	7,518.00	.00	.00	.00	7,518.00	0
27.1113.5110.910.0000.00000.0000	Teaching/Testing Supplies	60,000.00	419.98	2,578.46	13,349.39	44,072.15	27
27.1113.5210.910.0000.00000.0000	Textbook Supp	5,370.00	.00	.00	2,682.92	2,687.08	50
27.1113.5990.910.3494.00000.0000	Misc. Supp & Mats	.00	.00	.00	.00	575.00	0

G/L Account Number	Account Description	Adopted Budget	Current Month Actual	Encumbrances	Actual	Budget - Actual	% Used/Rec'd
27.1113.5990.910.9868.00000.0000	Misc. Supp & Mats	.00	.00	.00	155.77	(.77)	100
27.1113.6420.910.0000.00000.0000	Capital-New Equip <\$5000	40,000.00	.00	.00	.00	40,000.00	0
27.1113.7410.910.0000.00000.0000	Dues and Fees	34,021.00	.00	.00	1,027.09	32,993.91	3
27.1113.7410.910.3494.00000.0000	Dues and Fees	.00	.00	.00	5,300.00	48.00	99
Function 1113 - High School Totals		\$3,280,163.00	\$252,127.46	\$3,714.71	\$1,090,638.35	\$2,198,874.94	33%
Function 1212 - Guidance Services							
27.1212.1220.910.0000.00000.0000	Counseling	131,918.00	17,189.24	.00	86,256.98	45,661.02	65
27.1212.2110.910.0000.00000.0000	Group Life	88.00	10.80	.00	52.20	35.80	59
27.1212.2120.910.0000.00000.0000	Group Disability	305.00	42.90	.00	208.00	97.00	68
27.1212.2130.910.0000.00000.0000	Group Health and Accident	26,655.00	2,871.12	.00	11,484.48	15,170.52	43
27.1212.2140.910.0000.00000.0000	Dental Health Care	2,091.00	217.72	.00	1,197.48	893.52	57
27.1212.2150.910.0000.00000.0000	Vision Care	498.00	52.04	.00	285.16	212.84	57
27.1212.2820.910.0000.00000.0000	Contribution to State and Local Retirement Funds	62,582.00	7,031.92	.00	36,767.23	25,814.77	59
27.1212.2830.910.0000.00000.0000	Employer Social Security	10,093.00	1,225.59	.00	6,178.13	3,914.87	61
27.1212.3210.910.0000.00000.0000	Regular Duty Travel	269.00	.00	.00	.00	269.00	0
27.1212.3220.910.0000.00000.0000	Workshops and Conf Travel	2,062.00	.00	.00	.00	2,062.00	0
Function 1212 - Guidance Services Totals		\$236,561.00	\$28,641.33	\$0.00	\$142,429.66	\$94,131.34	60%
Function 1216 - Social Work Services							
27.1216.1440.910.0000.00000.0000	Social Work	118,226.00	.00	.00	.00	118,226.00	0
27.1216.1920.910.0000.00000.0000	Professional-Education	.00	925.00	.00	925.00	(925.00)	+++
27.1216.2110.910.0000.00000.0000	Group Life	88.00	.00	.00	.00	88.00	0
27.1216.2120.910.0000.00000.0000	Group Disability	293.00	.00	.00	.00	293.00	0
27.1216.2130.910.0000.00000.0000	Group Health and Accident	24,242.00	.00	.00	.00	24,242.00	0
27.1216.2140.910.0000.00000.0000	Dental Health Care	1,777.00	.00	.00	.00	1,777.00	0
27.1216.2150.910.0000.00000.0000	Vision Care	425.00	.00	.00	.00	425.00	0
27.1216.2820.910.0000.00000.0000	Contribution to State and Local Retirement Funds	56,704.00	363.99	.00	363.99	56,340.01	1
27.1216.2830.910.0000.00000.0000	Employer Social Security	9,046.00	70.77	.00	70.77	8,975.23	1
27.1216.3210.910.0000.00000.0000	Regular Duty Travel	269.00	.00	.00	.00	269.00	0
27.1216.3220.910.0000.00000.0000	Workshops and Conf Travel	1,031.00	.00	.00	.00	1,031.00	0
Function 1216 - Social Work Services Totals		\$212,101.00	\$1,359.76	\$0.00	\$1,359.76	\$210,741.24	1%
Function 1218 - Teacher Consultant							
27.1218.8220.910.0000.00000.0000	Pmt to Another Public School District for Serv	26,526.00	.00	.00	.00	26,526.00	0
Function 1218 - Teacher Consultant Totals		\$26,526.00	\$0.00	\$0.00	\$0.00	\$26,526.00	0%
Function 1219 - Other Pupil Support Serv							
27.1219.2830.910.0000.00000.0000	Employer Social Security	.00	.00	.00	.01	(.01)	+++
Function 1219 - Other Pupil Support Serv Totals		\$0.00	\$0.00	\$0.00	\$0.01	(\$0.01)	+++
Function 1221 - Improvement of Instruction							
27.1221.3110.910.0000.00000.0000	Instructional Services	907.00	.00	.00	.00	907.00	0
Function 1221 - Improvement of Instruction Totals		\$907.00	\$0.00	\$0.00	\$0.00	\$907.00	0%
Function 1226 - SupervisionDirection of Instr Staff							
27.1226.1620.910.0000.00000.0000	Secretary-Clerical-Bookkeeper	149,701.00	17,623.80	.00	76,300.74	73,400.26	51
27.1226.2110.910.0000.00000.0000	Group Life	132.00	14.40	.00	66.60	65.40	50
27.1226.2120.910.0000.00000.0000	Group Disability	372.00	43.10	.00	186.49	185.51	50
27.1226.2130.910.0000.00000.0000	Group Health and Accident	59,806.00	3,268.35	.00	22,808.91	36,997.09	38
27.1226.2140.910.0000.00000.0000	Dental Health Care	4,704.00	391.68	.00	1,959.36	2,744.64	42
27.1226.2150.910.0000.00000.0000	Vision Care	1,110.00	92.16	.00	461.76	648.24	42
27.1226.2820.910.0000.00000.0000	Contribution to State and Local Retirement Funds	70,728.00	7,169.86	.00	33,412.26	37,315.74	47
27.1226.2830.910.0000.00000.0000	Employer Social Security	11,456.00	1,299.13	.00	5,541.14	5,914.86	48
27.1226.3150.910.0000.00000.0000	Management Services	.00	647.50	11,687.50	647.50	(12,335.00)	+++
27.1226.3190.910.0000.00000.0000	Other Prof & Technical Services	250.00	.00	.00	.00	250.00	0
27.1226.3210.910.0000.00000.0000	Regular Duty Travel	261.00	.00	.00	.00	261.00	0
27.1226.3430.910.0000.00000.0000	Mail/Postage Serv	521.00	.00	.00	1,076.15	(555.15)	207
27.1226.3450.910.0000.00000.0000	Software Lic/Agmts Serv	2,500.00	.00	.00	3,231.55	(731.55)	129

G/L Account Number	Account Description	Adopted Budget	Current Month Actual	Encumbrances	Actual	Budget - Actual	% Used/Rec'd
27.1226.3610.910.0000.00000.0000	Printing Serv	8,900.00	.00	6,848.26	3,588.58	(1,536.84)	117
27.1226.4120.910.0000.00000.0000	Equip Repair Serv	250.00	.00	.00	.00	250.00	0
27.1226.5910.910.0000.00000.0000	Office Supplies	6,000.00	.00	.00	2,751.52	3,248.48	46
27.1226.7910.910.0000.00000.0000	Misc Expenditures	1,001.00	.00	.00	.00	1,001.00	0
Function 1226 - SupervisionDirection of Instr Staff Totals		\$317,692.00	\$30,549.98	\$18,535.76	\$152,032.56	\$147,123.68	54%
Function 1241 - Office of the Principal							
27.1241.1160.910.0000.00000.0000	Supervision/Direction-Staff	239,450.00	13,103.72	.00	112,874.53	126,575.47	47
27.1241.2110.910.0000.00000.0000	Group Life	88.00	3.60	.00	39.60	48.40	45
27.1241.2120.910.0000.00000.0000	Group Disability	540.00	22.46	.00	247.06	292.94	46
27.1241.2130.910.0000.00000.0000	Group Health and Accident	7,162.00	.00	.00	2,914.30	4,247.70	41
27.1241.2140.910.0000.00000.0000	Dental Health Care	2,091.00	130.52	.00	1,001.42	1,089.58	48
27.1241.2150.910.0000.00000.0000	Vision Care	498.00	30.68	.00	237.78	260.22	48
27.1241.2820.910.0000.00000.0000	Contribution to State and Local Retirement Funds	117,667.00	5,495.71	.00	51,649.66	66,017.34	44
27.1241.2830.910.0000.00000.0000	Employer Social Security	18,320.00	972.37	.00	8,367.65	9,952.35	46
27.1241.3210.910.0000.00000.0000	Regular Duty Travel	515.00	.00	.00	.00	515.00	0
27.1241.3220.910.0000.00000.0000	Workshops and Conf Travel	2,062.00	.00	.00	.00	2,062.00	0
27.1241.7410.910.0000.00000.0000	Dues and Fees	773.00	.00	.00	545.98	227.02	71
Function 1241 - Office of the Principal Totals		\$389,166.00	\$19,759.06	\$0.00	\$177,877.98	\$211,288.02	46%
Function 1249 - Other School Administration							
27.1249.5990.910.0000.00000.0000	Misc. Supp & Mats	25,773.00	.00	2,100.00	100.00	23,573.00	9
Function 1249 - Other School Administration Totals		\$25,773.00	\$0.00	\$2,100.00	\$100.00	\$23,573.00	9%
Function 1261 - Operating Buildings Services							
27.1261.3830.910.0000.00000.0000	Water Sewage Serv	.00	.00	.00	.00	.00	+++
27.1261.3840.910.0000.00000.0000	Waste/Trash Serv	.00	.00	.00	2,564.40	(2,564.40)	+++
27.1261.4110.910.0000.00000.0000	Building Repair Serv	211,340.00	2,050.00	119,466.00	77,007.98	14,866.02	93
27.1261.5510.910.0000.00000.0000	Natural Gas Supp	25,773.00	.00	.00	.00	25,773.00	0
27.1261.5520.910.0000.00000.0000	Electricity Supp	45,361.00	.00	.00	.00	45,361.00	0
27.1261.5990.910.0000.00000.0000	Misc. Supp & Mats	537.00	.00	.00	.00	537.00	0
Function 1261 - Operating Buildings Services Totals		\$283,011.00	\$2,050.00	\$119,466.00	\$79,572.38	\$83,972.62	70%
Function 1266 - Security Services							
27.1266.5990.910.0000.00000.0000	Misc. Supp & Mats	269.00	.00	.00	.00	269.00	0
Function 1266 - Security Services Totals		\$269.00	\$0.00	\$0.00	\$0.00	\$269.00	0%
Function 1271 - Pupil Transportation Services							
27.1271.3310.910.0000.00000.0000	Transportation Serv-Cont Carrier	.00	.00	.00	.00	.00	+++
Function 1271 - Pupil Transportation Services Totals		\$0.00	\$0.00	\$0.00	\$0.00	\$0.00	+++
Function 1284 - Non-Instr Technology Services							
27.1284.1510.910.0000.00000.0000	Information Management	58,301.00	4,858.33	.00	29,150.02	29,150.98	50
27.1284.2110.910.0000.00000.0000	Group Life	44.00	3.60	.00	21.60	22.40	49
27.1284.2120.910.0000.00000.0000	Group Disability	148.00	12.30	.00	73.80	74.20	50
27.1284.2130.910.0000.00000.0000	Group Health and Accident	7,162.00	582.86	.00	3,497.16	3,664.84	49
27.1284.2140.910.0000.00000.0000	Dental Health Care	523.00	43.54	.00	261.24	261.76	50
27.1284.2150.910.0000.00000.0000	Vision Care	128.00	10.62	.00	63.72	64.28	50
27.1284.2820.910.0000.00000.0000	Contribution to State and Local Retirement Funds	27,845.00	1,969.56	.00	12,869.64	14,975.36	46
27.1284.2830.910.0000.00000.0000	Employer Social Security	4,461.00	371.65	.00	2,229.97	2,231.03	50
27.1284.3450.910.0000.00000.0000	Software Lic/Agmts Serv	4,296.00	.00	.00	.00	4,296.00	0
Function 1284 - Non-Instr Technology Services Totals		\$102,908.00	\$7,852.46	\$0.00	\$48,167.15	\$54,740.85	47%
Function 1411 - Pmts to Other Mich Publ Schools							
27.1411.8510.910.0000.00000.0000	Sub-Grantee / Flow through Disbursements	494,144.00	.00	.00	155,000.00	339,144.00	31
Function 1411 - Pmts to Other Mich Publ Schools Totals		\$494,144.00	\$0.00	\$0.00	\$155,000.00	\$339,144.00	31%
Function 1456 - Building Improvement Services							
27.1456.6450.910.0000.00000.0000	Capital-Repl Equip >\$5000	.00	.00	.00	.00	.00	+++

G/L Account Number	Account Description	Adopted Budget	Current Month Actual	Encumbrances	Actual	Budget - Actual	% Used/Rec'd
	Function 1456 - Building Improvement Services Totals	\$0.00	\$0.00	\$0.00	\$0.00	\$0.00	+++
	Function 1511 - Debt Service - Long Term Only - Principal						
27.1511.7190.910.0000.00000.0000	Other LT Debt Principal	350,000.00	.00	.00	.00	350,000.00	0
	Function 1511 - Debt Service - Long Term Only - Principal Totals	\$350,000.00	\$0.00	\$0.00	\$0.00	\$350,000.00	0%
	Function 1611 - Fund Modif to General Ed Fund						
27.1611.9990.910.0000.00000.0000	Indirect Cost Recovery	26,496.00	.00	.00	.00	26,496.00	0
	Function 1611 - Fund Modif to General Ed Fund Totals	\$26,496.00	\$0.00	\$0.00	\$0.00	\$26,496.00	0%
	Function 1622 - Fund Modif to Special Ed Fund						
27.1622.9990.910.0000.00000.0000	Indirect Cost Recovery	139,103.00	.00	.00	.00	139,103.00	0
	Function 1622 - Fund Modif to Special Ed Fund Totals	\$139,103.00	\$0.00	\$0.00	\$0.00	\$139,103.00	0%
	Function 1647 - Fund Mod to WEOC						
27.1647.8110.910.0000.00000.0000	Fund Modifications	25,000.00	.00	.00	25,000.00	.00	100
	Function 1647 - Fund Mod to WEOC Totals	\$25,000.00	\$0.00	\$0.00	\$25,000.00	\$0.00	100%
	Account Type Expense Totals	\$7,308,675.00	\$415,953.87	\$143,816.47	\$2,172,566.81	\$5,005,356.72	32%
	Program 910 - WIHI - IB Program Totals	\$279,077.00	\$198,166.83	(\$143,816.47)	\$1,413,195.85	(\$989,212.38)	16%

G/L Account Number	Account Description	Adopted Budget	Current Month Actual	Encumbrances	Actual	Budget - Actual	% Used/Rec'd
Program 913 - ECA Program							
Account Type Revenue							
Function 0000 - Revenue							
27.0151.0000.913.0000.00000.0000	Earnings on Investments and Deposits	20,900.00	4,156.15	.00	25,014.16	(4,114.16)	120
27.0192.0000.913.9865.00000.0000	Private Sources (Contributions)	.00	.00	.00	.00	.00	+++
27.0199.0000.913.0000.00000.0000	Miscellaneous Local Revenues	.00	.00	.00	.00	.00	+++
27.0312.0000.913.2083.00000.0000	Restricted State Revenues Received as Grants	250,000.00	26,683.26	.00	97,571.76	152,428.24	39
27.0511.0000.913.0000.00000.0000	Tuition Payments Received from Other Public Schools	209,022.00	.00	.00	3,029.42	205,992.58	1
27.0511.0000.913.0000.81010.0000	Tuition Payments Received from Other Public Schools	837,900.00	65,414.47	.00	392,486.82	445,413.18	47
27.0511.0000.913.0000.81020.0000	Tuition Payments Received from Other Public Schools	1,117,200.00	90,515.37	.00	543,092.22	574,107.78	49
27.0511.0000.913.0000.81040.0000	Tuition Payments Received from Other Public Schools	65,170.00	3,042.53	.00	18,255.18	46,914.82	28
27.0511.0000.913.0000.81050.0000	Tuition Payments Received from Other Public Schools	93,100.00	.00	.00	73,020.80	20,079.20	78
27.0511.0000.913.0000.81070.0000	Tuition Payments Received from Other Public Schools	1,117,200.00	87,472.83	.00	524,836.98	592,363.02	47
27.0511.0000.913.0000.81080.0000	Tuition Payments Received from Other Public Schools	167,580.00	13,691.40	.00	82,148.40	85,431.60	49
27.0511.0000.913.0000.81100.0000	Tuition Payments Received from Other Public Schools	465,500.00	35,749.77	.00	214,498.62	251,001.38	46
27.0511.0000.913.0000.81120.0000	Tuition Payments Received from Other Public Schools	325,850.00	24,340.27	.00	146,041.62	179,808.38	45
27.0511.0000.913.0000.81140.0000	Tuition Payments Received from Other Public Schools	121,030.00	9,888.23	.00	59,329.38	61,700.62	49
27.0511.0000.913.0000.82430.0000	Tuition Payments Received from Other Public Schools	451,576.00	.00	.00	.00	451,576.00	0
Function 0000 - Revenue Totals		\$5,242,028.00	\$360,954.28	\$0.00	\$2,179,325.36	\$3,062,702.64	42%
Account Type Revenue Totals		\$5,242,028.00	\$360,954.28	\$0.00	\$2,179,325.36	\$3,062,702.64	42%
Account Type Expense							
Function 1113 - High School							
27.1113.1240.913.0000.00000.0000	Teaching	1,127,520.00	93,959.28	.00	385,533.23	741,986.77	34
27.1113.1630.913.0000.00000.0000	Aides	.00	.00	.00	.00	.00	+++
27.1113.1920.913.0000.00000.0000	Professional-Education	54,984.00	17,417.00	.00	19,417.00	35,567.00	35
27.1113.2110.913.0000.00000.0000	Group Life	748.00	61.20	.00	252.00	496.00	34
27.1113.2120.913.0000.00000.0000	Group Disability	2,703.00	287.50	.00	1,104.80	1,598.20	41
27.1113.2130.913.0000.00000.0000	Group Health and Accident	189,679.00	16,188.51	.00	63,122.65	126,556.35	33
27.1113.2140.913.0000.00000.0000	Dental Health Care	14,740.00	1,331.84	.00	5,229.01	9,510.99	35
27.1113.2150.913.0000.00000.0000	Vision Care	3,509.00	316.08	.00	1,243.19	2,265.81	35
27.1113.2820.913.0000.00000.0000	Contribution to State and Local Retirement Funds	565,275.00	45,361.37	.00	170,367.22	394,907.78	30
27.1113.2830.913.0000.00000.0000	Employer Social Security	90,477.00	8,048.97	.00	5,229.76	62,256.24	31
27.1113.3190.913.0000.00000.0000	Other Prof & Technical Services	1,119,492.00	800,000.00	.00	800,000.00	319,492.00	71
27.1113.3210.913.0000.00000.0000	Regular Duty Travel	269.00	.00	.00	.00	269.00	0
27.1113.3220.913.0000.00000.0000	Workshops and Conf Travel	6,122.00	.00	.00	350.00	5,772.00	6
27.1113.3450.913.0000.00000.0000	Software Lic/Agmts Serv	7,237.00	.00	.00	4,548.35	2,688.65	63
27.1113.3610.913.0000.00000.0000	Printing Serv	20,640.00	3,451.34	673.38	14,531.45	5,435.17	74
27.1113.3710.913.0000.00000.0000	Tuition Services	10,103.00	(1,650.00)	230.00	6,281.37	3,591.63	64
27.1113.5110.913.0000.00000.0000	Teaching/Testing Supplies	128,866.00	.00	.00	45,188.40	83,677.60	35
27.1113.5990.913.0000.00000.0000	Misc. Supp & Mats	19,867.00	.00	.00	400.00	19,467.00	2
27.1113.5990.913.9865.00000.0000	Misc. Supp & Mats	.00	.00	.00	.00	.00	+++
27.1113.6420.913.0000.00000.0000	Capital-New Equip <\$5000	2,062.00	.00	.00	.00	2,062.00	0
27.1113.6460.913.0000.00000.0000	Capital-Repl Equip <\$5000	1,546.00	.00	.00	.00	1,546.00	0
Function 1113 - High School Totals		\$3,365,839.00	\$984,773.09	\$903.38	\$1,545,789.43	\$1,819,146.19	46%
Function 1212 - Guidance Services							
27.1212.1220.913.0000.00000.0000	Counseling	156,600.00	13,050.00	.00	78,300.00	78,300.00	50
27.1212.1920.913.0000.00000.0000	Professional-Education	.00	1,750.00	.00	1,750.00	(1,750.00)	+++
27.1212.2110.913.0000.00000.0000	Group Life	88.00	7.20	.00	43.20	44.80	49
27.1212.2120.913.0000.00000.0000	Group Disability	386.00	32.10	.00	192.60	193.40	50
27.1212.2130.913.0000.00000.0000	Group Health and Accident	41,134.00	3,347.92	.00	20,087.72	21,046.28	49
27.1212.2140.913.0000.00000.0000	Dental Health Care	3,136.00	261.04	.00	1,567.44	1,568.56	50
27.1212.2150.913.0000.00000.0000	Vision Care	740.00	61.36	.00	369.36	370.64	50
27.1212.2820.913.0000.00000.0000	Contribution to State and Local Retirement Funds	76,956.00	6,207.13	.00	36,391.83	40,564.17	47
27.1212.2830.913.0000.00000.0000	Employer Social Security	11,982.00	1,050.98	.00	5,659.74	6,322.26	47
27.1212.3220.913.0000.00000.0000	Workshops and Conf Travel	1,568.00	.00	.00	.00	1,568.00	0
27.1212.7410.913.0000.00000.0000	Dues and Fees	833.00	.00	.00	.00	833.00	0

G/L Account Number	Account Description	Adopted Budget	Current Month Actual	Encumbrances	Actual	Budget - Actual	% Used/Rec'd
Function 1212 - Guidance Services Totals		\$293,423.00	\$25,767.73	\$0.00	\$144,361.89	\$149,061.11	49%
Function 1216 - Social Work Services							
27.1216.1440.913.0000.00000.0000	Social Work	57,300.00	4,775.00	.00	19,100.00	38,200.00	33
27.1216.2110.913.0000.00000.0000	Group Life	44.00	3.60	.00	14.40	29.60	33
27.1216.2120.913.0000.00000.0000	Group Disability	141.00	11.68	.00	46.72	94.28	33
27.1216.2130.913.0000.00000.0000	Group Health and Accident	7,162.00	582.86	.00	2,331.44	4,830.56	33
27.1216.2140.913.0000.00000.0000	Dental Health Care	523.00	43.54	.00	174.16	348.84	33
27.1216.2150.913.0000.00000.0000	Vision Care	128.00	10.62	.00	42.48	85.52	33
27.1216.2820.913.0000.00000.0000	Contribution to State and Local Retirement Funds	27,483.00	1,945.36	.00	8,126.20	19,356.80	30
27.1216.2830.913.0000.00000.0000	Employer Social Security	4,384.00	365.29	.00	1,461.16	2,922.84	33
Function 1216 - Social Work Services Totals		\$97,165.00	\$7,737.95	\$0.00	\$31,296.56	\$65,868.44	32%
Function 1218 - Teacher Consultant							
27.1218.8220.913.0000.00000.0000	Pmt to Another Public School District for Serv	13,000.00	.00	.00	.00	13,000.00	0
Function 1218 - Teacher Consultant Totals		\$13,000.00	\$0.00	\$0.00	\$0.00	\$13,000.00	0%
Function 1226 - SupervisionDirection of Instr Staff							
27.1226.1170.913.0000.00000.0000	Program/Department Direction	80,676.00	15,717.75	.00	111,135.20	(30,459.20)	138
27.1226.1620.913.0000.00000.0000	Secretary-Clerical-Bookkeeper	68,300.00	5,691.67	.00	34,149.98	34,150.02	50
27.1226.1920.913.0000.00000.0000	Professional-Education	.00	1,150.00	.00	1,150.00	(1,150.00)	+++
27.1226.2110.913.0000.00000.0000	Group Life	88.00	10.80	.00	64.80	23.20	74
27.1226.2120.913.0000.00000.0000	Group Disability	367.00	52.58	.00	315.48	51.52	86
27.1226.2130.913.0000.00000.0000	Group Health and Accident	7,162.00	1,960.88	.00	11,765.88	(4,603.88)	164
27.1226.2140.913.0000.00000.0000	Dental Health Care	1,777.00	252.54	.00	1,515.24	261.76	85
27.1226.2150.913.0000.00000.0000	Vision Care	425.00	60.10	.00	360.60	64.40	85
27.1226.2820.913.0000.00000.0000	Contribution to State and Local Retirement Funds	71,770.00	9,328.88	.00	66,571.48	5,198.52	93
27.1226.2830.913.0000.00000.0000	Employer Social Security	11,398.00	1,618.14	.00	10,523.19	874.81	92
27.1226.3150.913.0000.00000.0000	Management Services	2,686.00	.00	.00	.00	2,686.00	0
27.1226.3190.913.0000.00000.0000	Other Prof & Technical Services	6,788.00	.00	.00	2,215.50	4,572.50	33
27.1226.3210.913.0000.00000.0000	Regular Duty Travel	269.00	.00	.00	.00	269.00	0
27.1226.3220.913.0000.00000.0000	Workshops and Conf Travel	3,789.00	365.64	.00	4,018.47	(229.47)	106
27.1226.3610.913.0000.00000.0000	Printing Serv	3,608.00	.00	.00	.00	3,608.00	0
27.1226.4120.913.0000.00000.0000	Equip Repair Serv	644.00	.00	.00	.00	644.00	0
27.1226.5910.913.0000.00000.0000	Office Supplies	7,216.00	.00	.00	3,767.89	3,448.11	52
27.1226.6420.913.0000.00000.0000	Capital-New Equip <\$5000	537.00	.00	.00	.00	537.00	0
27.1226.7410.913.0000.00000.0000	Dues and Fees	591.00	.00	.00	.00	591.00	0
27.1226.7910.913.0000.00000.0000	Misc Expenditures	4,845.00	.00	.00	12,285.97	(7,440.97)	254
Function 1226 - SupervisionDirection of Instr Staff Totals		\$272,936.00	\$36,208.98	\$0.00	\$259,839.68	\$13,096.32	95%
Function 1241 - Office of the Principal							
27.1241.1160.913.0000.00000.0000	Supervision/Direction-Staff	233,201.00	10,508.33	.00	45,383.36	187,817.64	19
27.1241.2110.913.0000.00000.0000	Group Life	88.00	3.60	.00	21.60	66.40	25
27.1241.2120.913.0000.00000.0000	Group Disability	535.00	22.46	.00	134.76	400.24	25
27.1241.2130.913.0000.00000.0000	Group Health and Accident	38,097.00	1,722.56	.00	10,335.96	27,761.04	27
27.1241.2140.913.0000.00000.0000	Dental Health Care	2,822.00	130.52	.00	783.72	2,038.28	28
27.1241.2150.913.0000.00000.0000	Vision Care	667.00	30.68	.00	184.68	482.32	28
27.1241.2820.913.0000.00000.0000	Contribution to State and Local Retirement Funds	114,596.00	4,407.19	.00	20,031.58	94,564.42	17
27.1241.2830.913.0000.00000.0000	Employer Social Security	17,842.00	746.13	.00	3,125.17	14,716.83	18
27.1241.3210.913.0000.00000.0000	Regular Duty Travel	967.00	.00	.00	.00	967.00	0
27.1241.3220.913.0000.00000.0000	Workshops and Conf Travel	4,124.00	.00	2,800.00	356.10	967.90	77
27.1241.7410.913.0000.00000.0000	Dues and Fees	1,262.00	.00	.00	900.00	362.00	71
Function 1241 - Office of the Principal Totals		\$414,201.00	\$17,571.47	\$2,800.00	\$81,256.93	\$330,144.07	20%
Function 1249 - Other School Administration							
27.1249.5990.913.0000.00000.0000	Misc. Supp & Mats	25,505.00	.00	.00	4,336.02	21,168.98	17
Function 1249 - Other School Administration Totals		\$25,505.00	\$0.00	\$0.00	\$4,336.02	\$21,168.98	17%
Function 1259 - Other Business Services							

G/L Account Number	Account Description	Adopted Budget	Current Month Actual	Encumbrances	Actual	Budget - Actual	% Used/Rec'd
27.1259.7910.913.0000.00000.0000	Misc Expenditures	.00	.00	.00	.00	.00	+++
	Function 1259 - Other Business Services Totals	\$0.00	\$0.00	\$0.00	\$0.00	\$0.00	+++
	Function 1271 - Pupil Transportation Services						
27.1271.3310.913.0000.00000.0000	Transportation Serv-Cont Carrier	5,155.00	.00	.00	69.00	5,086.00	1
	Function 1271 - Pupil Transportation Services Totals	\$5,155.00	\$0.00	\$0.00	\$69.00	\$5,086.00	1%
	Function 1281 - Planning, Research and Evaluation						
27.1281.5910.913.0000.00000.0000	Office Supplies	11.00	.00	.00	.00	11.00	0
	Function 1281 - Planning, Research and Evaluation Totals	\$11.00	\$0.00	\$0.00	\$0.00	\$11.00	0%
	Function 1284 - Non-Instr Technology Services						
27.1284.1510.913.0000.00000.0000	Information Management	48,300.00	4,025.00	.00	24,150.00	24,150.00	50
27.1284.2110.913.0000.00000.0000	Group Life	44.00	3.60	.00	21.60	22.40	49
27.1284.2120.913.0000.00000.0000	Group Disability	118.00	9.82	.00	58.92	59.08	50
27.1284.2130.913.0000.00000.0000	Group Health and Accident	7,162.00	582.86	.00	3,497.16	3,664.84	49
27.1284.2140.913.0000.00000.0000	Dental Health Care	523.00	43.54	.00	261.24	261.76	50
27.1284.2150.913.0000.00000.0000	Vision Care	128.00	10.62	.00	63.72	64.28	50
27.1284.2820.913.0000.00000.0000	Contribution to State and Local Retirement Funds	23,070.00	1,631.74	.00	10,662.30	12,407.70	46
27.1284.2830.913.0000.00000.0000	Employer Social Security	3,696.00	307.25	.00	1,843.48	1,852.52	50
27.1284.3450.913.0000.00000.0000	Software Lic/Agmts Serv	4,381.00	.00	.00	.00	4,381.00	0
	Function 1284 - Non-Instr Technology Services Totals	\$87,422.00	\$6,614.43	\$0.00	\$40,558.42	\$46,863.58	46%
	Function 1411 - Pmts to Other Mich Publ Schools						
27.1411.8510.913.0000.00000.0000	Sub-Grantee / Flow through Disbursements	296,486.00	.00	.00	93,000.00	203,486.00	31
	Function 1411 - Pmts to Other Mich Publ Schools Totals	\$296,486.00	\$0.00	\$0.00	\$93,000.00	\$203,486.00	31%
	Function 1599 - Miscellaneous Other Financing So						
27.1599.7190.913.0000.00000.0000	Other LT Debt Principal	280,508.00	.00	.00	.00	280,508.00	0
	Function 1599 - Miscellaneous Other Financing So Totals	\$280,508.00	\$0.00	\$0.00	\$0.00	\$280,508.00	0%
	Function 1611 - Fund Modif to General Ed Fund						
27.1611.9990.913.0000.00000.0000	Indirect Cost Recovery	19,421.00	.00	.00	.00	19,421.00	0
	Function 1611 - Fund Modif to General Ed Fund Totals	\$19,421.00	\$0.00	\$0.00	\$0.00	\$19,421.00	0%
	Function 1622 - Fund Modif to Special Ed Fund						
27.1622.9990.913.0000.00000.0000	Indirect Cost Recovery	101,958.00	.00	.00	.00	101,958.00	0
	Function 1622 - Fund Modif to Special Ed Fund Totals	\$101,958.00	\$0.00	\$0.00	\$0.00	\$101,958.00	0%
	Function 1647 - Fund Mod to WEOC						
27.1647.8110.913.0000.00000.0000	Fund Modifications	25,000.00	.00	.00	.00	25,000.00	0
	Function 1647 - Fund Mod to WEOC Totals	\$25,000.00	\$0.00	\$0.00	\$0.00	\$25,000.00	0%
	Account Type Expense Totals	\$5,298,030.00	\$1,078,673.65	\$3,703.38	\$2,200,507.93	\$3,093,818.69	42%
	Program 913 - ECA Program Totals	(\$56,002.00)	(\$717,719.37)	(\$3,703.38)	(\$21,182.57)	(\$31,116.05)	0%

G/L Account Number	Account Description	Adopted Budget	Current Month Actual	Encumbrances	Actual	Budget - Actual	% Used/Rec'd
Program 915 - WAVE Program							
Account Type Revenue							
Function 0000 - Revenue							
27.0151.0000.915.0000.0000.0000	Earnings on Investments and Deposits	6,750.00	3,363.76	.00	20,245.04	(13,495.04)	300
27.0192.0000.915.9861.0000.0000	Private Sources (Contributions)	.00	.00	.00	1,000.00	.00	100
27.0192.0000.915.9868.0000.0000	Private Sources (Contributions)	.00	.00	.00	195.22	(.22)	100
27.0192.0000.915.9899.0000.0000	Private Sources (Contributions)	.00	.00	.00	.00	.00	+++
27.0192.0000.915.9915.0000.0000	Private Sources (Contributions)	.00	.00	.00	40,000.00	(40,000.00)	+++
27.0199.0000.915.0000.0000.0000	Miscellaneous Local Revenues	.00	.00	.00	535.00	(535.00)	+++
27.0312.0000.915.2083.0000.0000	Restricted State Revenues Received as Grants	200,000.00	22,213.13	.00	81,225.98	118,774.02	41
27.0511.0000.915.0000.81010.0000	Tuition Payments Received from Other Public Schools	316,540.00	25,861.53	.00	155,169.18	161,370.82	49
27.0511.0000.915.0000.81020.0000	Tuition Payments Received from Other Public Schools	940,310.00	77,204.28	.00	463,225.68	477,084.32	49
27.0511.0000.915.0000.81040.0000	Tuition Payments Received from Other Public Schools	55,860.00	4,563.80	.00	27,382.80	28,477.20	49
27.0511.0000.915.0000.81050.0000	Tuition Payments Received from Other Public Schools	65,170.00	.00	.00	63,893.20	1,276.80	98
27.0511.0000.915.0000.81070.0000	Tuition Payments Received from Other Public Schools	893,760.00	73,020.80	.00	438,124.80	455,635.20	49
27.0511.0000.915.0000.81080.0000	Tuition Payments Received from Other Public Schools	186,200.00	15,212.67	.00	91,276.02	94,923.98	49
27.0511.0000.915.0000.81100.0000	Tuition Payments Received from Other Public Schools	484,120.00	40,123.41	.00	240,740.46	243,379.54	50
27.0511.0000.915.0000.81120.0000	Tuition Payments Received from Other Public Schools	186,200.00	14,452.03	.00	86,712.18	99,487.82	47
27.0511.0000.915.0000.81140.0000	Tuition Payments Received from Other Public Schools	46,550.00	3,803.17	.00	22,819.02	23,730.98	49
Function 0000 - Revenue Totals		\$3,381,460.00	\$279,818.58	\$0.00	\$1,732,544.58	\$1,650,110.42	51%
Function 0192 - MI Ctr Youth Justice Wave Grant							
27.0192.0000.915.9745.00405.0000	Private Sources (Contributions)	.00	.00	.00	.00	.00	+++
Function 0192 - MI Ctr Youth Justice Wave Grant Totals		\$0.00	\$0.00	\$0.00	\$0.00	\$0.00	+++
Account Type Revenue Totals		\$3,381,460.00	\$279,818.58	\$0.00	\$1,732,544.58	\$1,650,110.42	51%
Account Type Expense							
Function 1112 - Middle/Junior High							
27.1112.1240.915.0000.0000.0000	Teaching	154,646.00	9,866.35	.00	59,198.06	95,447.94	38
27.1112.1920.915.0000.0000.0000	Professional-Education	.00	.00	.00	3,568.75	(3,568.75)	+++
27.1112.2110.915.0000.0000.0000	Group Life	88.00	5.66	.00	33.96	54.04	39
27.1112.2120.915.0000.0000.0000	Group Disability	367.00	23.06	.00	138.36	228.64	38
27.1112.2130.915.0000.0000.0000	Group Health and Accident	28,220.00	2,049.79	.00	12,299.69	15,920.31	44
27.1112.2140.915.0000.0000.0000	Dental Health Care	2,091.00	155.34	.00	932.64	1,158.36	45
27.1112.2150.915.0000.0000.0000	Vision Care	498.00	36.74	.00	221.04	276.96	44
27.1112.2820.915.0000.0000.0000	Contribution to State and Local Retirement Funds	72,206.00	3,887.76	.00	26,962.93	45,243.07	37
27.1112.2830.915.0000.0000.0000	Employer Social Security	11,832.00	699.99	.00	4,480.08	7,351.92	38
27.1112.3210.915.0000.0000.0000	Regular Duty Travel	515.00	144.45	.00	144.45	370.55	28
27.1112.3220.915.0000.0000.0000	Workshops and Conf Travel	2,577.00	.00	.00	.00	2,577.00	0
27.1112.5110.915.0000.0000.0000	Teaching/Testing Supplies	5,670.00	.00	.00	.00	5,670.00	0
27.1112.5210.915.0000.0000.0000	Textbook Supp	515.00	.00	.00	.00	515.00	0
27.1112.6420.915.9915.0000.0000	Capital-New Equip <\$5000	.00	.00	.00	.00	.00	+++
27.1112.6460.915.0000.0000.0000	Capital-Repl Equip <\$5000	1,031.00	.00	.00	.00	1,031.00	0
27.1112.7910.915.0000.0000.0000	Misc Expenditures	515.00	.00	.00	.00	515.00	0
Function 1112 - Middle/Junior High Totals		\$280,771.00	\$16,869.14	\$0.00	\$107,979.96	\$172,791.04	38%
Function 1113 - High School							
27.1113.1240.915.0000.0000.0000	Teaching	817,823.00	58,548.01	.00	394,732.80	423,090.20	48
27.1113.1240.915.9915.0000.0000	Teaching	.00	.00	.00	.00	.00	+++
27.1113.1920.915.0000.0000.0000	Professional-Education	45,000.00	3,000.00	.00	6,175.00	38,825.00	14
27.1113.1920.915.9915.0000.0000	Professional-Education	.00	.00	.00	(6,000.00)	6,000.00	+++
27.1113.2110.915.0000.0000.0000	Group Life	2,002.00	29.43	.00	198.91	1,803.09	10
27.1113.2120.915.0000.0000.0000	Group Disability	1,766.00	170.83	.00	939.88	826.12	53
27.1113.2130.915.0000.0000.0000	Group Health and Accident	133,864.00	8,205.22	.00	57,334.31	76,529.69	43
27.1113.2140.915.0000.0000.0000	Dental Health Care	9,835.00	602.59	.00	4,232.74	5,602.26	43
27.1113.2150.915.0000.0000.0000	Vision Care	2,489.00	150.19	.00	1,048.22	1,440.78	42
27.1113.2820.915.0000.0000.0000	Contribution to State and Local Retirement Funds	413,931.00	24,508.44	.00	176,736.58	237,194.42	43
27.1113.2820.915.9915.0000.0000	Contribution to State and Local Retirement Funds	.00	.00	.00	(1,925.40)	1,925.40	+++
27.1113.2830.915.0000.0000.0000	Employer Social Security	66,023.00	4,531.09	.00	29,316.38	36,706.62	44

G/L Account Number	Account Description	Adopted Budget	Current Month Actual	Encumbrances	Actual	Budget - Actual	% Used/Rec'd
27.1113.2830.915.9915.00000.0000	Employer Social Security	.00	.00	.00	(459.00)	459.00	+++
27.1113.3190.915.0000.00000.0000	Other Prof & Technical Services	269.00	.00	.00	.00	269.00	0
27.1113.3210.915.0000.00000.0000	Regular Duty Travel	269.00	.00	.00	.00	269.00	0
27.1113.3220.915.0000.00000.0000	Workshops and Conf Travel	4,639.00	.00	.00	.00	4,639.00	0
27.1113.3450.915.0000.00000.0000	Software Lic/Agmts Serv	2,784.00	.00	.00	2,583.20	200.80	93
27.1113.3610.915.0000.00000.0000	Printing Serv	284.00	108.09	97.13	707.54	(520.67)	283
27.1113.3710.915.0000.00000.0000	Tuition Services	15,000.00	.00	.00	.00	15,000.00	0
27.1113.3710.915.9861.00000.0000	Tuition Services	.00	.00	.00	.00	.00	+++
27.1113.4140.915.0000.00000.0000	Software Maint Agmts Serv	2,784.00	895.70	.00	2,440.65	343.35	88
27.1113.5110.915.0000.00000.0000	Teaching/Testing Supplies	1,649.00	.00	.00	.00	1,649.00	0
27.1113.5110.915.9915.00000.0000	Teaching/Testing Supplies	.00	.00	.00	.00	.00	+++
27.1113.5210.915.0000.00000.0000	Textbook Supp	806.00	.00	.00	.00	806.00	0
27.1113.5990.915.9745.00405.0000	Misc. Supp & Matls	.00	.00	.00	.00	.00	+++
27.1113.5990.915.9899.00000.0000	Misc. Supp & Matls	.00	.00	.00	.00	.00	+++
27.1113.6420.915.0000.00000.0000	Capital-New Equip <\$5000	15,464.00	5,994.30	8,370.00	19,898.85	(12,804.85)	183
27.1113.6460.915.0000.00000.0000	Capital-Repl Equip <\$5000	1,546.00	.00	.00	.00	1,546.00	0
27.1113.7910.915.0000.00000.0000	Misc Expenditures	1,031.00	.00	.00	.00	1,031.00	0
Function 1113 - High School Totals		\$1,539,258.00	\$106,743.89	\$8,467.13	\$687,960.66	\$842,830.21	45%
Function 1212 - Guidance Services							
27.1212.1220.915.0000.00000.0000	Counseling	153,748.00	12,812.34	.00	76,873.96	76,874.04	50
27.1212.1920.915.0000.00000.0000	Professional-Education	.00	.00	.00	1,000.00	(1,000.00)	+++
27.1212.2110.915.0000.00000.0000	Group Life	88.00	7.20	.00	43.20	44.80	49
27.1212.2120.915.0000.00000.0000	Group Disability	376.00	31.20	.00	187.20	188.80	50
27.1212.2130.915.0000.00000.0000	Group Health and Accident	23,987.00	1,952.12	.00	11,713.92	12,273.08	49
27.1212.2140.915.0000.00000.0000	Dental Health Care	1,777.00	148.04	.00	888.24	888.76	50
27.1212.2150.915.0000.00000.0000	Vision Care	425.00	35.36	.00	212.16	212.84	50
27.1212.2820.915.0000.00000.0000	Contribution to State and Local Retirement Funds	75,554.00	5,373.52	.00	35,499.96	40,054.04	47
27.1212.2830.915.0000.00000.0000	Employer Social Security	11,764.00	903.20	.00	5,493.26	6,270.74	47
27.1212.3220.915.0000.00000.0000	Workshops and Conf Travel	2,577.00	.00	.00	.00	2,577.00	0
27.1212.6420.915.9868.00000.0000	Capital-New Equip <\$5000	.00	.00	.00	.00	195.00	0
27.1212.7410.915.0000.00000.0000	Dues and Fees	269.00	.00	.00	.00	269.00	0
Function 1212 - Guidance Services Totals		\$270,565.00	\$21,262.98	\$0.00	\$131,911.90	\$138,848.10	49%
Function 1216 - Social Work Services							
27.1216.1440.915.0000.00000.0000	Social Work	70,418.00	2,992.77	.00	17,956.58	52,461.42	25
27.1216.2110.915.0000.00000.0000	Group Life	44.00	1.84	.00	11.04	32.96	25
27.1216.2120.915.0000.00000.0000	Group Disability	166.00	7.02	.00	42.12	123.88	25
27.1216.2390.915.0000.00000.0000	Other Special Allowances	.00	.00	.00	510.00	(510.00)	+++
27.1216.2820.915.0000.00000.0000	Contribution to State and Local Retirement Funds	32,415.00	1,177.66	.00	7,710.60	24,704.40	24
27.1216.2830.915.0000.00000.0000	Employer Social Security	5,388.00	228.95	.00	1,373.68	4,014.32	25
27.1216.3210.915.0000.00000.0000	Regular Duty Travel	269.00	.00	.00	.00	269.00	0
27.1216.3220.915.0000.00000.0000	Workshops and Conf Travel	1,546.00	.00	.00	.00	1,546.00	0
Function 1216 - Social Work Services Totals		\$110,246.00	\$4,408.24	\$0.00	\$27,604.02	\$82,641.98	25%
Function 1218 - Teacher Consultant							
27.1218.8220.915.0000.00000.0000	Pmt to Another Public School District for Serv	51,575.00	.00	.00	.00	51,575.00	0
Function 1218 - Teacher Consultant Totals		\$51,575.00	\$0.00	\$0.00	\$0.00	\$51,575.00	0%
Function 1221 - Improvement of Instruction							
27.1221.3120.915.0000.00000.0000	Employee Training & Devel Serv	2,793.00	.00	.00	300.00	2,493.00	11
Function 1221 - Improvement of Instruction Totals		\$2,793.00	\$0.00	\$0.00	\$300.00	\$2,493.00	11%
Function 1222 - Educational Media Services							
27.1222.1260.915.0000.00000.0000	Instructional Media	.00	.00	.00	.00	.00	+++
27.1222.2110.915.0000.00000.0000	Group Life	.00	.00	.00	.00	.00	+++
27.1222.2120.915.0000.00000.0000	Group Disability	.00	.00	.00	.00	.00	+++
27.1222.2130.915.0000.00000.0000	Group Health and Accident	.00	.00	.00	.00	.00	+++
27.1222.2140.915.0000.00000.0000	Dental Health Care	.00	.00	.00	.00	.00	+++

G/L Account Number	Account Description	Adopted Budget	Current Month Actual	Encumbrances	Actual	Budget - Actual	% Used/Rec'd
27.1222.2150.915.0000.00000.0000	Vision Care	.00	.00	.00	.00	.00	+++
27.1222.2820.915.0000.00000.0000	Contribution to State and Local Retirement Funds	.00	.00	.00	.00	.00	+++
27.1222.2830.915.0000.00000.0000	Employer Social Security	.00	.00	.00	.00	.00	+++
Function 1222 - Educational Media Services Totals		\$0.00	\$0.00	\$0.00	\$0.00	\$0.00	+++
Function 1225 - Instructional Technology							
27.1225.3190.915.0000.00000.0000	Other Prof & Technical Services	537.00	.00	.00	.00	537.00	0
27.1225.3450.915.0000.00000.0000	Software Lic/Agmts Serv	25,773.00	.00	899.70	13,460.00	11,413.30	56
27.1225.3490.915.0000.00000.0000	Other Communic Serv	73,025.00	6,004.95	.00	34,570.43	38,454.57	47
27.1225.4120.915.0000.00000.0000	Equip Repair Serv	537.00	.00	.00	.00	537.00	0
27.1225.4140.915.0000.00000.0000	Software Maint Agmts Serv	537.00	.00	.00	.00	537.00	0
Function 1225 - Instructional Technology Totals		\$100,409.00	\$6,004.95	\$899.70	\$48,030.43	\$51,478.87	49%
Function 1226 - SupervisionDirection of Instr Staff							
27.1226.1170.915.0000.00000.0000	Program/Department Direction	111,000.00	9,250.00	.00	32,375.00	78,625.00	29
27.1226.1620.915.0000.00000.0000	Secretary-Clerical-Bookkeeper	108,600.00	9,050.00	.00	54,300.00	54,300.00	50
27.1226.1920.915.0000.00000.0000	Professional-Education	.00	.00	.00	1,500.00	(1,500.00)	+++
27.1226.2110.915.0000.00000.0000	Group Life	132.00	10.80	.00	55.80	76.20	42
27.1226.2120.915.0000.00000.0000	Group Disability	521.00	43.34	.00	206.94	314.06	40
27.1226.2130.915.0000.00000.0000	Group Health and Accident	.00	.00	.00	.00	.00	+++
27.1226.2140.915.0000.00000.0000	Dental Health Care	2,013.00	261.16	.00	1,567.56	445.44	78
27.1226.2150.915.0000.00000.0000	Vision Care	370.00	30.68	.00	184.68	185.32	50
27.1226.2820.915.0000.00000.0000	Contribution to State and Local Retirement Funds	107,914.00	7,675.02	.00	40,042.46	67,871.54	37
27.1226.2830.915.0000.00000.0000	Employer Social Security	16,802.00	1,340.57	.00	6,438.69	10,363.31	38
27.1226.3190.915.0000.00000.0000	Other Prof & Technical Services	2,416.00	.00	.00	.00	2,416.00	0
27.1226.3210.915.0000.00000.0000	Regular Duty Travel	269.00	.00	.00	249.00	20.00	93
27.1226.3220.915.0000.00000.0000	Workshops and Conf Travel	5,155.00	.00	.00	857.50	4,297.50	17
27.1226.3430.915.0000.00000.0000	Mail/Postage Serv	269.00	.00	.00	10.07	258.93	4
27.1226.3610.915.0000.00000.0000	Printing Serv	323.00	35.04	.00	192.04	130.96	59
27.1226.5910.915.0000.00000.0000	Office Supplies	6,186.00	.00	.00	5,121.98	1,064.02	83
27.1226.5990.915.0000.00000.0000	Misc. Supp & Matls	3,093.00	.00	.00	318.59	2,774.41	10
27.1226.6420.915.0000.00000.0000	Capital-New Equip <\$5000	2,577.00	.00	.00	.00	2,577.00	0
27.1226.7410.915.0000.00000.0000	Dues and Fees	773.00	.00	.00	.00	773.00	0
Function 1226 - SupervisionDirection of Instr Staff Totals		\$368,413.00	\$27,696.61	\$0.00	\$143,420.31	\$224,992.69	39%
Function 1249 - Other School Administration							
27.1249.5990.915.0000.00000.0000	Misc. Supp & Matls	1,546.00	.00	.00	.00	1,546.00	0
Function 1249 - Other School Administration Totals		\$1,546.00	\$0.00	\$0.00	\$0.00	\$1,546.00	0%
Function 1261 - Operating Buildings Services							
27.1261.4110.915.0000.00000.0000	Building Repair Serv	.00	.00	.00	1,065.00	(1,065.00)	+++
Function 1261 - Operating Buildings Services Totals		\$0.00	\$0.00	\$0.00	\$1,065.00	(\$1,065.00)	+++
Function 1271 - Pupil Transportation Services							
27.1271.3310.915.0000.00000.0000	Transportation Serv-Cont Carrier	2,686.00	.00	.00	.00	2,686.00	0
27.1271.3310.915.9861.00000.0000	Transportation Serv-Cont Carrier	.00	.00	.00	.00	1,000.00	0
27.1271.5990.915.9868.00000.0000	Misc. Supp & Matls	.00	.00	.00	975.00	(975.00)	+++
Function 1271 - Pupil Transportation Services Totals		\$2,686.00	\$0.00	\$0.00	\$975.00	\$2,711.00	26%
Function 1283 - Staff/Personnel Services							
27.1283.3220.915.0000.00000.0000	Workshops and Conf Travel	1,665.00	.00	.00	.00	1,665.00	0
Function 1283 - Staff/Personnel Services Totals		\$1,665.00	\$0.00	\$0.00	\$0.00	\$1,665.00	0%
Function 1284 - Non-Instr Technology Services							
27.1284.1590.915.0000.00000.0000	Other Technical	58,981.00	4,915.08	.00	29,490.48	29,490.52	50
27.1284.2110.915.0000.00000.0000	Group Life	44.00	3.60	.00	21.60	22.40	49
27.1284.2120.915.0000.00000.0000	Group Disability	145.00	12.04	.00	72.24	72.76	50
27.1284.2130.915.0000.00000.0000	Group Health and Accident	7,055.00	574.10	.00	3,445.20	3,609.80	49
27.1284.2140.915.0000.00000.0000	Dental Health Care	523.00	43.54	.00	261.24	261.76	50

G/L Account Number	Account Description	Adopted Budget	Current Month Actual	Encumbrances	Actual	Budget - Actual	% Used/Rec'd
27.1284.2150.915.0000.00000.0000	Vision Care	128.00	10.62	.00	63.72	64.28	50
27.1284.2820.915.0000.00000.0000	Contribution to State and Local Retirement Funds	28,984.00	2,061.38	.00	13,429.92	15,554.08	46
27.1284.2830.915.0000.00000.0000	Employer Social Security	4,513.00	362.91	.00	2,177.44	2,335.56	48
27.1284.3450.915.0000.00000.0000	Software Lic/Agmts Serv	5,155.00	.00	.00	.00	5,155.00	0
Function 1284 - Non-Instr Technology Services Totals		\$105,528.00	\$7,983.27	\$0.00	\$48,961.84	\$56,566.16	46%
Function 1411 - Pmts to Other Mich Publ Schools							
27.1411.8510.915.0000.00000.0000	Sub-Grantee / Flow through Disbursements	197,657.00	.00	.00	62,000.00	135,657.00	31
Function 1411 - Pmts to Other Mich Publ Schools Totals		\$197,657.00	\$0.00	\$0.00	\$62,000.00	\$135,657.00	31%
Function 1511 - Debt Service - Long Term Only - Principal							
27.1511.7190.915.0000.00000.0000	Other LT Debt Principal	208,368.00	17,364.00	.00	104,184.00	104,184.00	50
Function 1511 - Debt Service - Long Term Only - Principal Totals		\$208,368.00	\$17,364.00	\$0.00	\$104,184.00	\$104,184.00	50%
Function 1611 - Fund Modif to General Ed Fund							
27.1611.9990.915.0000.00000.0000	Indirect Cost Recovery	12,175.00	.00	.00	.00	12,175.00	0
Function 1611 - Fund Modif to General Ed Fund Totals		\$12,175.00	\$0.00	\$0.00	\$0.00	\$12,175.00	0%
Function 1622 - Fund Modif to Special Ed Fund							
27.1622.9990.915.0000.00000.0000	Indirect Cost Recovery	63,920.00	.00	.00	.00	63,920.00	0
Function 1622 - Fund Modif to Special Ed Fund Totals		\$63,920.00	\$0.00	\$0.00	\$0.00	\$63,920.00	0%
Function 1647 - Fund Mod to WEOC							
27.1647.8110.915.0000.00000.0000	Fund Modifications	25,000.00	.00	.00	25,000.00	.00	100
Function 1647 - Fund Mod to WEOC Totals		\$25,000.00	\$0.00	\$0.00	\$25,000.00	\$0.00	100%
Account Type Expense Totals		\$3,342,575.00	\$208,333.08	\$9,366.83	\$1,389,393.12	\$1,945,010.05	42%
Program 915 - WAVE Program Totals		\$38,885.00	\$71,485.50	(\$9,366.83)	\$343,151.46	(\$294,899.63)	9%

G/L Account Number	Account Description	Adopted Budget	Current Month Actual	Encumbrances	Actual	Budget - Actual	% Used/Rec'd
Program 917 - Washtenaw County Tech Consortium							
Account Type Revenue							
Function 0000 - Revenue							
27.0151.0000.917.0000.00000.0000	Earnings on Investments and Deposits	24,000.00	2,701.52	.00	16,259.38	7,740.62	68
27.0312.0000.917.2083.00000.0000	Restricted State Revenues Received as Grants	.00	3,025.94	.00	11,064.84	(11,064.84)	+++
27.0518.0000.917.0000.00000.0000	Compensation Rec'd in Pmt of Srvc Prvided to Other Public School	5,491.00	.00	.00	.00	5,491.00	0
27.0518.0000.917.0000.81010.0000	Compensation Rec'd in Pmt of Srvc Prvided to Other Public School	289,952.00	284,988.00	.00	284,988.00	4,964.00	98
27.0518.0000.917.0000.81020.0000	Compensation Rec'd in Pmt of Srvc Prvided to Other Public School	70,148.00	70,984.00	.00	70,984.00	(836.00)	101
27.0518.0000.917.0000.81040.0000	Compensation Rec'd in Pmt of Srvc Prvided to Other Public School	43,681.00	43,244.00	.00	43,244.00	437.00	99
27.0518.0000.917.0000.81050.0000	Compensation Rec'd in Pmt of Srvc Prvided to Other Public School	64,182.00	63,897.00	.00	65,521.00	(1,339.00)	102
27.0518.0000.917.0000.81070.0000	Compensation Rec'd in Pmt of Srvc Prvided to Other Public School	67,013.00	65,398.00	.00	65,398.00	1,615.00	98
27.0518.0000.917.0000.81080.0000	Compensation Rec'd in Pmt of Srvc Prvided to Other Public School	14,668.00	13,718.00	.00	13,718.00	950.00	94
27.0518.0000.917.0000.81100.0000	Compensation Rec'd in Pmt of Srvc Prvided to Other Public School	36,423.00	35,150.00	.00	35,150.00	1,273.00	97
27.0518.0000.917.0000.81120.0000	Compensation Rec'd in Pmt of Srvc Prvided to Other Public School	92,682.00	90,497.00	.00	90,497.00	2,185.00	98
27.0518.0000.917.0000.81140.0000	Compensation Rec'd in Pmt of Srvc Prvided to Other Public School	12,293.00	12,635.00	.00	12,635.00	(342.00)	103
27.0518.0000.917.0000.81901.0000	Compensation Rec'd in Pmt of Srvc Prvided to Other Public School	4,788.00	4,731.00	.00	4,731.00	57.00	99
Function 0000 - Revenue Totals		\$725,321.00	\$690,969.46	\$0.00	\$714,190.22	\$11,130.78	98%
Account Type Revenue Totals		\$725,321.00	\$690,969.46	\$0.00	\$714,190.22	\$11,130.78	98%
Account Type Expense							
Function 1284 - Non-Instr Technology Services							
27.1284.1170.917.0000.00000.0000	Program/Department Direction	.00	.00	.00	.00	.00	+++
27.1284.1510.917.0000.00000.0000	Information Management	208,966.00	8,101.96	.00	51,857.94	157,108.06	25
27.1284.1790.917.0000.00000.0000	Other Special Payments	.00	.00	.00	(147.68)	147.68	+++
27.1284.1920.917.0000.00000.0000	Professional-Education	.00	.00	.00	1,646.33	(1,646.33)	+++
27.1284.2110.917.0000.00000.0000	Group Life	1,641.00	20.34	.00	135.52	1,505.48	8
27.1284.2120.917.0000.00000.0000	Group Disability	684.00	17.56	.00	116.60	567.40	17
27.1284.2130.917.0000.00000.0000	Group Health and Accident	34,362.00	.00	.00	717.52	33,644.48	2
27.1284.2140.917.0000.00000.0000	Dental Health Care	3,435.00	131.96	.00	844.42	2,590.58	25
27.1284.2150.917.0000.00000.0000	Vision Care	838.00	31.03	.00	199.25	638.75	24
27.1284.2820.917.0000.00000.0000	Contribution to State and Local Retirement Funds	99,503.00	3,151.02	.00	23,361.47	76,141.53	23
27.1284.2830.917.0000.00000.0000	Employer Social Security	16,225.00	626.97	.00	4,062.04	12,162.96	25
27.1284.2920.917.0000.00000.0000	Cash in Lieu of Benefits	2,501.00	210.68	.00	1,264.08	1,236.92	51
27.1284.3190.917.0000.00000.0000	Other Prof & Technical Services	23,829.00	.00	.00	.00	23,829.00	0
27.1284.4190.917.0000.00000.0000	Other Repair & Maint Serv	240,000.00	4,086.31	49,405.51	99,439.97	91,154.52	62
Function 1284 - Non-Instr Technology Services Totals		\$631,984.00	\$16,377.83	\$49,405.51	\$183,497.46	\$399,081.03	37%
Account Type Expense Totals		\$631,984.00	\$16,377.83	\$49,405.51	\$183,497.46	\$399,081.03	37%
Program 917 - Washtenaw County Tech Consortium Totals		\$93,337.00	\$674,591.63	(\$49,405.51)	\$530,692.76	(\$387,950.25)	62%

G/L Account Number	Account Description	Adopted Budget	Current Month Actual	Encumbrances	Actual	Budget - Actual	% Used/Rec'd
Program 918 - New World Software							
Account Type Revenue							
Function 0000 - Revenue							
27.0151.0000.918.0000.00000.0000	Earnings on Investments and Deposits	9,000.00	2,111.68	.00	12,709.46	(3,709.46)	141
27.0312.0000.918.2083.00000.0000	Restricted State Revenues Received as Grants	.00	618.94	.00	2,263.26	(2,263.26)	+++
27.0519.0000.918.0000.00000.0000	Other Distributions Received from Other Public Schools	40,080.00	.00	.00	.00	40,080.00	0
27.0519.0000.918.0000.81010.0000	Other Distributions Received from Other Public Schools	104,580.00	.00	.00	.00	104,580.00	0
27.0519.0000.918.0000.81020.0000	Other Distributions Received from Other Public Schools	22,564.00	.00	.00	.00	22,564.00	0
27.0519.0000.918.0000.81040.0000	Other Distributions Received from Other Public Schools	14,540.00	.00	.00	.00	14,540.00	0
27.0519.0000.918.0000.81050.0000	Other Distributions Received from Other Public Schools	21,188.00	.00	.00	.00	21,188.00	0
27.0519.0000.918.0000.81070.0000	Other Distributions Received from Other Public Schools	22,049.00	.00	.00	.00	22,049.00	0
27.0519.0000.918.0000.81080.0000	Other Distributions Received from Other Public Schools	4,998.00	.00	.00	.00	4,998.00	0
27.0519.0000.918.0000.81100.0000	Other Distributions Received from Other Public Schools	12,050.00	.00	.00	.00	12,050.00	0
27.0519.0000.918.0000.81120.0000	Other Distributions Received from Other Public Schools	30,441.00	.00	.00	.00	30,441.00	0
27.0519.0000.918.0000.81140.0000	Other Distributions Received from Other Public Schools	4,081.00	.00	.00	.00	4,081.00	0
27.0519.0000.918.0000.81901.0000	Other Distributions Received from Other Public Schools	1,518.00	.00	.00	.00	1,518.00	0
27.0519.0000.918.0000.81903.0000	Other Distributions Received from Other Public Schools	5,659.00	.00	.00	.00	5,659.00	0
Function 0000 - Revenue Totals		\$292,748.00	\$2,730.62	\$0.00	\$14,972.72	\$277,775.28	5%
Account Type Revenue Totals		\$292,748.00	\$2,730.62	\$0.00	\$14,972.72	\$277,775.28	5%
Account Type Expense							
Function 1284 - Non-Instr Technology Services							
27.1284.1510.918.0000.00000.0000	Information Management	40,738.00	.00	.00	252.99	40,485.01	1
27.1284.1920.918.0000.00000.0000	Professional-Education	.00	.00	.00	131.71	(131.71)	+++
27.1284.2110.918.0000.00000.0000	Group Life	106.00	.00	.00	1.08	104.92	1
27.1284.2120.918.0000.00000.0000	Group Disability	92.00	.00	.00	.88	91.12	1
27.1284.2130.918.0000.00000.0000	Group Health and Accident	4,825.00	.00	.00	57.40	4,767.60	1
27.1284.2140.918.0000.00000.0000	Dental Health Care	618.00	.00	.00	4.20	613.80	1
27.1284.2150.918.0000.00000.0000	Vision Care	147.00	.00	.00	1.00	146.00	1
27.1284.2820.918.0000.00000.0000	Contribution to State and Local Retirement Funds	18,889.00	.00	.00	226.40	18,662.60	1
27.1284.2830.918.0000.00000.0000	Employer Social Security	3,195.00	.00	.00	25.96	3,169.04	1
27.1284.2920.918.0000.00000.0000	Cash in Lieu of Benefits	901.00	.00	.00	.00	901.00	0
27.1284.3190.918.0000.00000.0000	Other Prof & Technical Services	.00	.00	24,554.35	50,284.80	(74,839.15)	+++
27.1284.4140.918.0000.00000.0000	Software Maint Agmts Serv	183,195.00	.00	.00	193,584.66	(10,389.66)	106
27.1284.6450.918.0000.00000.0000	Capital-Repl Equip >\$5000	36,639.00	.00	.00	.00	36,639.00	0
Function 1284 - Non-Instr Technology Services Totals		\$289,345.00	\$0.00	\$24,554.35	\$244,571.08	\$20,219.57	93%
Account Type Expense Totals		\$289,345.00	\$0.00	\$24,554.35	\$244,571.08	\$20,219.57	93%
Program 918 - New World Software Totals		\$3,403.00	\$2,730.62	(\$24,554.35)	(\$229,598.36)	\$257,555.71	-88%

G/L Account Number	Account Description	Adopted Budget	Current Month Actual	Encumbrances	Actual	Budget - Actual	% Used/Rec'd
Program 919 - Medicaid Programs							
Account Type Revenue							
Function 0000 - Revenue							
27.0151.0000.919.0000.00000.0000	Earnings on Investments and Deposits	998,250.00	113,331.60	.00	682,091.20	316,158.80	68
27.0181.0000.919.0000.00000.0000	Revenue from Community Service Activities	6,108,000.00	517,905.00	.00	3,107,430.00	3,000,570.00	51
27.0181.0000.919.0000.10920.0000	Revenue from Community Service Activities	200,365.00	.00	.00	.00	200,365.00	0
27.0312.0000.919.2083.00000.0000	Restricted State Revenues Received as Grants	33,687.00	1,581.74	.00	5,783.89	27,903.11	17
27.0412.0000.919.0000.10919.0000	Unrestricted Received from Federal Government Through State	300,000.00	107,857.84	.00	107,857.84	192,142.16	36
Function 0000 - Revenue Totals		\$7,640,302.00	\$740,676.18	\$0.00	\$3,903,162.93	\$3,737,139.07	51%
Account Type Revenue Totals		\$7,640,302.00	\$740,676.18	\$0.00	\$3,903,162.93	\$3,737,139.07	51%
Account Type Expense							
Function 1213 - Health Services							
27.1213.3130.919.0000.00000.0000	Pupil Services	19,590.00	3,660.00	15,835.00	4,165.00	(410.00)	102
Function 1213 - Health Services Totals		\$19,590.00	\$3,660.00	\$15,835.00	\$4,165.00	(\$410.00)	102%
Function 1226 - SupervisionDirection of Instr Staff							
27.1226.1620.919.0000.00000.0000	Secretary-Clerical-Bookkeeper	98,163.00	5,891.17	.00	36,120.74	62,042.26	37
27.1226.1620.919.0000.10919.0000	Secretary-Clerical-Bookkeeper	10,395.00	.00	.00	.00	10,395.00	0
27.1226.1790.919.0000.00000.0000	Other Special Payments	.00	.00	.00	(675.57)	675.57	+++
27.1226.2110.919.0000.00000.0000	Group Life	1,395.00	16.08	.00	96.48	1,298.52	7
27.1226.2110.919.0000.10919.0000	Group Life	401.00	.00	.00	.00	401.00	0
27.1226.2120.919.0000.00000.0000	Group Disability	346.00	13.94	.00	83.64	262.36	24
27.1226.2120.919.0000.10919.0000	Group Disability	60.00	.00	.00	.00	60.00	0
27.1226.2130.919.0000.00000.0000	Group Health and Accident	37,507.00	1,666.87	.00	10,001.77	27,505.23	27
27.1226.2130.919.0000.10919.0000	Group Health and Accident	5,676.00	.00	.00	.00	5,676.00	0
27.1226.2140.919.0000.00000.0000	Dental Health Care	2,922.00	130.52	.00	783.72	2,138.28	27
27.1226.2140.919.0000.10919.0000	Dental Health Care	451.00	.00	.00	.00	451.00	0
27.1226.2150.919.0000.00000.0000	Vision Care	712.00	30.68	.00	184.68	527.32	26
27.1226.2150.919.0000.10919.0000	Vision Care	114.00	.00	.00	.00	114.00	0
27.1226.2820.919.0000.00000.0000	Contribution to State and Local Retirement Funds	47,315.00	2,388.97	.00	15,565.73	31,749.27	33
27.1226.2820.919.0000.10919.0000	Contribution to State and Local Retirement Funds	5,109.00	.00	.00	.00	5,109.00	0
27.1226.2830.919.0000.00000.0000	Employer Social Security	7,519.00	441.84	.00	2,656.56	4,862.44	35
27.1226.2830.919.0000.10919.0000	Employer Social Security	796.00	.00	.00	.00	796.00	0
27.1226.2990.919.0000.00000.0000	Other Benefits	.00	.00	.00	.00	.00	+++
27.1226.3210.919.0000.00000.0000	Regular Duty Travel	50.00	83.48	.00	129.04	(79.04)	258
27.1226.3430.919.0000.00000.0000	Mail/Postage Serv	150.00	11.20	.00	52.00	98.00	35
27.1226.4140.919.0000.00000.0000	Software Maint Agmts Serv	55,272.00	.00	.00	56,930.26	(1,658.26)	103
27.1226.5990.919.0000.00000.0000	Misc. Supp & Matis	145.00	.00	.00	.00	145.00	0
27.1226.6460.919.0000.00000.0000	Capital-Repl Equip <\$5000	525.00	.00	.00	.00	525.00	0
Function 1226 - SupervisionDirection of Instr Staff Totals		\$275,023.00	\$10,674.75	\$0.00	\$121,929.05	\$153,093.95	44%
Function 1231 - Board of Education							
27.1231.3180.919.0000.00000.0000	Audit Services	4,728.00	.00	.00	4,807.50	(79.50)	102
Function 1231 - Board of Education Totals		\$4,728.00	\$0.00	\$0.00	\$4,807.50	(\$79.50)	102%
Function 1283 - Staff/Personnel Services							
27.1283.3220.919.0000.00000.0000	Workshops and Conf Travel	594.00	.00	.00	.00	594.00	0
27.1283.3220.919.0000.10919.0000	Workshops and Conf Travel	1,972.00	.00	.00	.00	1,972.00	0
Function 1283 - Staff/Personnel Services Totals		\$2,566.00	\$0.00	\$0.00	\$0.00	\$2,566.00	0%
Function 1284 - Non-Instr Technology Services							
27.1284.3160.919.0000.10919.0000	Management Info Services	20,540.00	.00	.00	5,312.96	15,227.04	26
Function 1284 - Non-Instr Technology Services Totals		\$20,540.00	\$0.00	\$0.00	\$5,312.96	\$15,227.04	26%
Function 1411 - Pmts to Other Mich Publ Schools							
27.1411.8510.919.0000.00000.0000	Sub-Grantee / Flow through Disbursements	6,000,000.00	.00	.00	.00	6,000,000.00	0
27.1411.8510.919.0000.10919.0000	Sub-Grantee / Flow through Disbursements	272,738.00	.00	.00	.00	272,738.00	0
Function 1411 - Pmts to Other Mich Publ Schools Totals		\$6,272,738.00	\$0.00	\$0.00	\$0.00	\$6,272,738.00	0%

G/L Account Number	Account Description	Adopted Budget	Current Month Actual	Encumbrances	Actual	Budget - Actual	% Used/Rec'd
Function 1641 - Fund Modif to GE Cap Proj							
27.1641.8110.919.0000.00000.0000	Fund Modifications	.00	.00	.00	.00	.00	+++
	Function 1641 - Fund Modif to GE Cap Proj Totals	\$0.00	\$0.00	\$0.00	\$0.00	\$0.00	+++
	Account Type Expense Totals	\$6,595,185.00	\$14,334.75	\$15,835.00	\$136,214.51	\$6,443,135.49	2%
	Program 919 - Medicaid Programs Totals	\$1,045,117.00	\$726,341.43	(\$15,835.00)	\$3,766,948.42	(\$2,705,996.42)	49%
	Grand Totals	\$1,403,817.00	\$896,352.31	(\$305,138.86)	\$5,780,156.21	(\$4,077,655.35)	20%

**Washtenaw Intermediate School District
Investments
Dec-24**

General Education

Investment	Settlement Date	Maturity Date	Principal	Int. Rate
------------	-----------------	---------------	-----------	-----------

MILAF Investment

Cash Movement	Beginning Balance	in/(out)	Ending Balance
---------------	-------------------	----------	----------------

MILAF GE Investment Max	3,878,475.93	15,181.31	3,893,657.24
MILAF GE Investment Term	-	-	-

Special Education

Investment	Settlement Date	Maturity Date	Principal	Int. Rate
------------	-----------------	---------------	-----------	-----------

Old National Bank	4/26/2024	1/26/2025	\$ 273,414.06	0.10%
			\$ 273,414.06	

Cash Movement	Beginning Balance	in/(out)	Ending Balance
---------------	-------------------	----------	----------------

Investments	\$ 273,414.06	\$ -	\$ 273,414.06
Comerica	\$ 2,978.81	\$ 11.03	\$ 2,989.84
MBIA	\$ 2,483.00	\$ 9.84	\$ 2,492.84
MILAF SE Investment Max	38,854,160.75	152,084.74	39,006,245.49
MILAF SE Investment Term	-	-	-
MILAF SUB Investment Max	1,978,002.37	19,433.00	1,997,435.37
MILAF Lunch Investment Max	6,583.66	25.77	6,609.43
MILAF COOP Investment Max	21,548,108.33	84,344.59	21,632,452.92
MILAF COOP Investment Term	-	-	-
MILAF 2019 School Bond Debt Retirement Investment Max	3,508,302.96	13,732.36	3,522,035.32
MILAF Capital Projects Investment Max	4,035,072.47	15,794.27	4,050,866.74
MILAF 2019 Bond Capital Projects Fund	4,519,479.27	17,690.35	4,537,169.62
MILAF Agency Investment	33,798.12	132.29	33,930.41
MILAF AP Investment Max	1,282,763.43	5,021.05	1,287,784.48

Washtenaw Int School District
Open Payment Report
 Report As Of Date: 12/31/2024

Number	Date	Status	Void Reason	Reconciled/ Voided Date	Source	Payee Name	Transaction Amount	Reconciled Amount	Difference
AP - Accounts Payable MILAF									
Check									
206810	10/25/2021	Open			Accounts Payable	BENTLEY, CALEB JON	\$139.00		
208109	05/10/2022	Open			Accounts Payable	MAER	\$575.00		
208604	07/25/2022	Open			Accounts Payable	BENTLEY, CALEB JON	\$100.00		
208700	07/25/2022	Open			Accounts Payable	WARREN, DENA PAULINE	\$150.00		
209642	11/28/2022	Open			Accounts Payable	ANKLIN, WILLIAM T.	\$2,150.00		
209831	12/22/2022	Open			Accounts Payable	ALNUR	\$125.00		
210277	02/27/2023	Open			Accounts Payable	THERE AND BACK TRANSPORTATION	\$200.00		
210322	03/10/2023	Open			Accounts Payable	CULP, LYLE	\$54.00		
210456	03/24/2023	Open			Accounts Payable	KOHL, KIMBERLY	\$837.50		
210608	04/10/2023	Open			Accounts Payable	STARCHER, SAMANTHA K.	\$139.00		
211131	06/28/2023	Open			Accounts Payable	AE CITY OF HOPE	\$150.00		
211398	07/26/2023	Open			Accounts Payable	KARORIS, SPYROS	\$2,400.00		
211546	07/26/2023	Open			Accounts Payable	PACHOLKE, KRISTEN	\$750.00		
211669	08/10/2023	Open			Accounts Payable	THOMAS, CENTIA	\$200.00		
211877	08/25/2023	Open			Accounts Payable	ARKSEY, KALLIE	\$450.00		
211937	08/25/2023	Open			Accounts Payable	RICE, BRANDY	\$600.00		
212423	10/26/2023	Open			Accounts Payable	DAVIS, LATASHA	\$7,500.00		
212628	11/21/2023	Open			Accounts Payable	CARTER, CHE	\$63.00		
212989	01/25/2024	Open			Accounts Payable	ESTATE OF SANDRA WILKINSON	\$603.91		
213280	03/08/2024	Open			Accounts Payable	DMARCIAN INC	\$5,089.80		
213282	03/08/2024	Open			Accounts Payable	DOUDNEY, CLAUDIA	\$172.52		
213604	04/25/2024	Open			Accounts Payable	DOUDNEY, CLAUDIA	\$285.45		
213827	05/24/2024	Open			Accounts Payable	HILL, MARK, A	\$35.00		
213832	05/24/2024	Open			Accounts Payable	KENNEDY, DU JUAN	\$150.00		
213941	06/10/2024	Open			Accounts Payable	JARVIS, MARGARET ANN	\$250.00		
213970	06/10/2024	Open			Accounts Payable	SCOTT, LANEYAH	\$40.00		
214017	06/25/2024	Open			Accounts Payable	FARHA, SABRINA	\$40.00		
214170	07/10/2024	Open			Accounts Payable	EYET LLC	\$375.00		
214172	07/10/2024	Open			Accounts Payable	FAST SIGNS	\$2,567.32		
214227	07/10/2024	Open			Accounts Payable	MCGILL, JENNIFER, ANN	\$750.00		
214274	07/10/2024	Open			Accounts Payable	SCOTT, LANEYAH	\$40.00		
214297	07/10/2024	Open			Accounts Payable	TOUSSANT, ROBIN	\$550.00		
214345	07/25/2024	Open			Accounts Payable	AL-HAMATI, EINAS, ALI	\$225.00		
214363	07/25/2024	Open			Accounts Payable	BURKETT, EMILY	\$2,400.00		
214373	07/25/2024	Open			Accounts Payable	COMPUTECH SERVICES INC	\$1,500.00		
214450	07/25/2024	Open			Accounts Payable	OKORO, NGOZI	\$2,400.00		
214462	07/25/2024	Open			Accounts Payable	SCOTT, LANEYAH	\$40.00		
214521	08/09/2024	Open			Accounts Payable	BLOOMING BUTTERCUP LLC	\$250.00		
214578	08/09/2024	Open			Accounts Payable	MANSOOR, TOOBA	\$18.89		
214614	08/09/2024	Open			Accounts Payable	SCOTT, LANEYAH	\$40.00		
214617	08/09/2024	Open			Accounts Payable	SIGNS IN ONE DAY	\$44.00		
214792	09/10/2024	Open			Accounts Payable	HOLLENBECK, ASHLEY	\$200.00		
214824	09/10/2024	Open			Accounts Payable	PABERZS, MOLLY	\$150.00		

Washtenaw Int School District
Open Payment Report
 Report As Of Date: 12/31/2024

Number	Date	Status	Void Reason	Reconciled/ Voided Date	Source	Payee Name	Transaction Amount	Reconciled Amount	Difference
214900	09/25/2024	Open			Accounts Payable	CLARK RD FAMILY LTD DIVIDEND HOUSING ASSOC LP	\$3,176.00		
214938	09/25/2024	Open			Accounts Payable	PERRIN EDUCATION GROUP, LLC	\$2,000.00		
214954	09/25/2024	Open			Accounts Payable	UNITED STATES TREASURY	\$517.75		
215019	10/10/2024	Open			Accounts Payable	HOLLIBAUGH, AMANDA , JANE	\$450.00		
215080	10/10/2024	Open			Accounts Payable	SCALZO, RICHELE	\$77.03		
215082	10/10/2024	Open			Accounts Payable	SCOTT , LANEYAH	\$80.00		
215106	10/10/2024	Open			Accounts Payable	WILDEBOER, KIMBERLY	\$450.00		
215140	10/25/2024	Open			Accounts Payable	DAVID , RANSOM	\$140.00		
215213	10/25/2024	Open			Accounts Payable	SPAULDING, JAMIE	\$83.51		
215271	11/08/2024	Open			Accounts Payable	DAVID , RANSOM	\$70.00		
215273	11/08/2024	Open			Accounts Payable	DOUDNEY, CLAUDIA	\$296.03		
215278	11/08/2024	Open			Accounts Payable	FARHA , AISHAH	\$40.00		
215292	11/08/2024	Open			Accounts Payable	HIRING SOLUTIONS LLC	\$8,172.65		
215306	11/08/2024	Open			Accounts Payable	MOORE , DAISHA	\$18.00		
215327	11/08/2024	Open			Accounts Payable	SCOTT , LANEYAH	\$40.00		
215337	11/08/2024	Open			Accounts Payable	THOMPSON, TIMIA	\$40.00		
215345	11/08/2024	Open			Accounts Payable	YOUNG , RHONDA , RENEE	\$150.00		
215375	11/25/2024	Open			Accounts Payable	CHILDPLUS SOFTWARE	\$2,015.00		
215378	11/25/2024	Open			Accounts Payable	COMMUNITY ORGANIZING AND FAMILY ISSUES	\$3,000.00		
215380	11/25/2024	Open			Accounts Payable	CROSHECK, GLORIANNE	\$150.00		
215381	11/25/2024	Open			Accounts Payable	DAVID , RANSOM	\$140.00		
215383	11/25/2024	Open			Accounts Payable	DTE ENERGY	\$2,354.33		
215384	11/25/2024	Open			Accounts Payable	EASTERN MICHIGAN UNIVERSITY	\$8,460.17		
215389	11/25/2024	Open			Accounts Payable	GARRISON, TATYANA	\$40.00		
215390	11/25/2024	Open			Accounts Payable	GIBBS JR, HERMAN	\$92.46		
215407	11/25/2024	Open			Accounts Payable	LEADING FOR CHILDREN	\$8,500.00		
215414	11/25/2024	Open			Accounts Payable	MCLOUTH, KIMBERLY	\$250.85		
215436	11/25/2024	Open			Accounts Payable	RUSHLOW, LILY	\$70.00		
215439	11/25/2024	Open			Accounts Payable	SCOTT , LANEYAH	\$40.00		
215470	12/16/2024	Open			Accounts Payable	ARBOR PREPARATORY HIGH SCHOOL	\$58,204.00		
215474	12/16/2024	Open			Accounts Payable	BELLE ARBOR COMMONS LLC	\$2,670.14		
215475	12/16/2024	Open			Accounts Payable	BIG GAME HUNTER BASKETBALL LLC	\$500.00		
215479	12/16/2024	Open			Accounts Payable	BOOM LEARNING	\$950.00		
215486	12/16/2024	Open			Accounts Payable	CENTRAL ACADEMY	\$32,669.00		
215489	12/16/2024	Open			Accounts Payable	CONNECTICUT CHILDREN'S MEDICAL CENTER	\$95.00		
215492	12/16/2024	Open			Accounts Payable	CURTIN, EMILEIGH M	\$400.00		
215495	12/16/2024	Open			Accounts Payable	E3 DIAGNOSTICS INC	\$340.50		
215496	12/16/2024	Open			Accounts Payable	EASTERN MICHIGAN UNIVERSITY	\$18,272.00		
215497	12/16/2024	Open			Accounts Payable	EASTERN UPPER PENINSULA	\$6,000.00		
215498	12/16/2024	Open			Accounts Payable	EMDIN SUPPORT SERVICES LLC	\$37,500.00		
215501	12/16/2024	Open			Accounts Payable	GEE COMPASS ACADEMY	\$79,790.00		
215502	12/16/2024	Open			Accounts Payable	GHOLSON ACADEMIC SERVICES	\$20,000.00		

Washtenaw Int School District
Open Payment Report

Report As Of Date: 12/31/2024

Number	Date	Status	Void Reason	Reconciled/ Voided Date	Source	Payee Name	Transaction Amount	Reconciled Amount	Difference
215504	12/16/2024	Open			Accounts Payable	GLOBAL TECH ACADEMY	\$9,973.00		
215506	12/16/2024	Open			Accounts Payable	GREAT LAKES TENT CO	\$706.10		
215508	12/16/2024	Open			Accounts Payable	HEDEEN, MARYNA	\$250.00		
215509	12/16/2024	Open			Accounts Payable	HONOS , SARAH, M	\$85.00		
215514	12/16/2024	Open			Accounts Payable	INSECTECH INC	\$165.00		
215518	12/16/2024	Open			Accounts Payable	KALEM , SARAH	\$100.00		
215521	12/16/2024	Open			Accounts Payable	KRISELES INC.	\$31,000.00		
215523	12/16/2024	Open			Accounts Payable	LAUREL MANOR BANQUET & CONFERENCE CENTER	\$8,250.78		
215524	12/16/2024	Open			Accounts Payable	LAZ PARKING MIDWEST LLC	\$250.00		
215527	12/16/2024	Open			Accounts Payable	LESSER FARMS LLC	\$228.00		
215528	12/16/2024	Open			Accounts Payable	LEWANDOWSKI, MEGAN	\$89.58		
215529	12/16/2024	Open			Accounts Payable	LEWIS , NICOLE D	\$25.00		
215534	12/16/2024	Open			Accounts Payable	MASSEY, WILLIAM	\$233.98		
215538	12/16/2024	Open			Accounts Payable	MIDDLETON, JANAYA	\$562.50		
215540	12/16/2024	Open			Accounts Payable	MOON, CIONTAE	\$25.00		
215546	12/16/2024	Open			Accounts Payable	O'KEEFFE, KATHERINE S	\$400.00		
215552	12/16/2024	Open			Accounts Payable	PITTSFIELD ACRES ACADEMY	\$1,853.00		
215553	12/16/2024	Open			Accounts Payable	POPE, GINA	\$145.59		
215562	12/16/2024	Open			Accounts Payable	ROCKETPD	\$495.00		
215564	12/16/2024	Open			Accounts Payable	RUSSELL , SARAH , LYNN	\$250.00		
215565	12/16/2024	Open			Accounts Payable	SAYLOR , GENIEVE , LEE	\$400.00		
215566	12/16/2024	Open			Accounts Payable	SCOTT , LANEYAH	\$40.00		
215567	12/16/2024	Open			Accounts Payable	SCOTT , MELANIE	\$188.31		
215569	12/16/2024	Open			Accounts Payable	SHERWIN , JAMIE	\$75.00		
215570	12/16/2024	Open			Accounts Payable	SHIELDS , STACY	\$250.00		
215572	12/16/2024	Open			Accounts Payable	SLAUGHTER WILSON , SHAYNA	\$25.00		
215573	12/16/2024	Open			Accounts Payable	SMITH , QUINCY	\$150.00		
215575	12/16/2024	Open			Accounts Payable	SOUTH POINTE SCHOLARS CHARTER ACADEMY	\$142,585.00		
215577	12/16/2024	Open			Accounts Payable	STATE OF MICHIGAN	\$100,000.00		
215582	12/16/2024	Open			Accounts Payable	SUPERIOR TOWNSHIP UTILITY DEPARTMENT	\$508.47		
215584	12/16/2024	Open			Accounts Payable	THE MATH LEARNING CENTER	\$15,444.00		
215585	12/16/2024	Open			Accounts Payable	THRUN, MAATSCH AND NORDBERG P.C.	\$18,565.47		
215587	12/16/2024	Open			Accounts Payable	TRAIN WITH HOOP LLC	\$500.00		
215592	12/16/2024	Open			Accounts Payable	UNIVERSITY OF OKLAHOMA	\$45.00		
215599	12/16/2024	Open			Accounts Payable	WASHTENAW COMMUNITY COLLEGE	\$2,593.00		
215601	12/16/2024	Open			Accounts Payable	WASHTENAW TECHNICAL MIDDLE COLL	\$72,788.00		
215603	12/16/2024	Open			Accounts Payable	WATERFORD SCHOOL DISTRICT	\$1,064.50		
215609	12/16/2024	Open			Accounts Payable	WOLVERTON, CLOE	\$425.00		
215615	12/16/2024	Open			Accounts Payable	HONEY CREEK COMMUNITY SCHOOL	\$126,915.00		
215616	12/16/2024	Open			Accounts Payable	LIVINGSTON CLASSICAL ACADEMY	\$25,836.00		

Washtenaw Int School District
Open Payment Report

Report As Of Date: 12/31/2024

Number	Date	Status	Void Reason	Reconciled/ Voided Date	Source	Payee Name	Transaction Amount	Reconciled Amount	Difference
215617	12/16/2024	Open			Accounts Payable	MARQUETTE ALGER RESA	\$6,000.00		
215620	12/16/2024	Open			Accounts Payable	MI ASSOC OF COMMUNITY & ADULT EDUCATION	\$450.00		
215621	12/16/2024	Open			Accounts Payable	POPE, GINA	\$43.15		
215627	12/31/2024	Open			Accounts Payable	WASHTENAW UNITED WAY	\$457.83		
215628	12/31/2024	Open			Accounts Payable	Weber & Olcese, P.L.C., Weber, Geoffrey	\$267.79		
Type Check Totals:						130 Transactions	\$903,807.86		
AP - Accounts Payable MILAF Totals									

Checks	Status	Count	Transaction Amount	Reconciled Amount
	Open	130	\$903,807.86	\$0.00
	Reconciled	0	\$0.00	\$0.00
	Voided	0	\$0.00	\$0.00
	Total	130	\$903,807.86	\$0.00

All	Status	Count	Transaction Amount	Reconciled Amount
	Open	130	\$903,807.86	\$0.00
	Reconciled	0	\$0.00	\$0.00
	Voided	0	\$0.00	\$0.00
	Total	130	\$903,807.86	\$0.00

Grand Totals:

Checks	Status	Count	Transaction Amount	Reconciled Amount
	Open	130	\$903,807.86	\$0.00
	Reconciled	0	\$0.00	\$0.00
	Voided	0	\$0.00	\$0.00
	Total	130	\$903,807.86	\$0.00

All	Status	Count	Transaction Amount	Reconciled Amount
	Open	130	\$903,807.86	\$0.00
	Reconciled	0	\$0.00	\$0.00
	Voided	0	\$0.00	\$0.00
	Total	130	\$903,807.86	\$0.00



**WASHTENAW INTERMEDIATE SCHOOL DISTRICT
BOARD OF EDUCATION MEETING MINUTES**

Tuesday, January 14, 2025

The Washtenaw Intermediate School District Board of Education held a regular board meeting on Tuesday, January 14, 2025 in Washtenaw ISD's Teaching and Learning Center Board Room at 1819 South Wagner Road in Ann Arbor, Michigan.

CALL TO ORDER

The meeting was called to order at 5:01 PM by President Diane Hockett.

ATTENDANCE

The following members were present:

Diane Hockett, President
Mary Jane Tramontin, Vice President
Steve Olsen, Secretary
Sarena Shivers, Treasurer
Dorcas Musili, Trustee

The following member was absent:

Quorum was met.

Also present:

Naomi Norman, Superintendent (remote)
Brian Marcel, Associate Superintendent
Edward Manuszak, Executive Director of Early Childhood
Jennifer Banks, Director of Instruction
Tanner Rowe, Director of Operations
LaDawn White, Early Childhood Grant Manager
Althea Wilson, Early Child Family Services Coordinator
DarNesha Green, Mental Health Clinical Supervisor
Matthew Cook, Chief Information Officer
Tyler LaTendresse as the Assistant Director, Technology & Data Services
Dorma Sanders, Member of the Public
TJ Greggs, Administrative Assistant to the Superintendent

APPROVAL OF THE AGENDA

Steve Olsen moved, Dorcas Musili seconded, to approve the agenda, as presented.

Ayes: Diane Hockett, Mary Jane Tramontin, Steve Olsen, Sarena Shivers, Dorcas Musili

Nays: None.

Motion carried.

COMMUNICATIONS: Associate Superintendent Brian Marcel met the requirements for renewing the Chief Financial Officer certification by completing 150 hours of professional development through the Michigan School Business Officials.

PUBLIC PARTICIPATION: Dorma Sanders, resident of Washtenaw County, addressed the board.

FINANCIAL REPORTS: Associate Superintendent Brian Marcel reviewed the financial reports for November 2024 and Grant Manager of Early Childhood LaDawn White reviewed the Head Start financial reports for November and December 2024.

Mary Jane Tramontin moved, Dorcas Musili seconded, that the Board of Education approve the November and December 2024 Head Start financial report, as presented.

Voting yes: Diane Hockett, Mary Jane Tramontin, Sarena Shivers, Steve Olsen, Dorcas Musili

Voting no: None.

Motion carried.

EQUITY, INCLUSION, AND SOCIAL JUSTICE DIALOGUE: Superintendent Naomi Norman facilitated the Equity, Inclusion, and Social Justice (EISJ) discussion, sharing about the following:

- Superintendent Naomi Norman shared about the meeting with Rebecca Olszewski, a lawyer from the Michigan Immigration Rights Center, and the Washtenaw Association of Superintendents to address implications of shifting immigration and border patrol regulations beginning next week.

CONSENT AGENDA

Steve Olsen moved, Mary Jane Tramontin seconded, that the Board of Education approve the minutes and Superintendent’s recommendations in the Consent Agenda, as presented.

Voting yes: Diane Hockett, Mary Jane Tramontin, Sarena Shivers, Steve Olsen, Dorcas Musili

Voting no: None.

Motion carried.

Approval of Minutes

The Board approved the minutes of the December 10, 2024, regular meeting.

065-24-25

The Board approved the following employment recommendations:

- Andrew Munson as a Communications Specialist III
- Eric Jackson as a Coordinator of Work Based Learning
- Jackson Greenstone as a Coordinator of CTE Special Populations
- Marshaun Brooks as a Coordinator of CTE
- Safia Mohammadi as a Home-Based Parent Educator (Early Head Start)
- Tyler LaTendresse as the Assistant Director, Technology & Data Services
- Connor McCall as a Student Worker for the dishwashing position at High Point

066-24-25

The Board approved the following reclassification requests:

- Carmen Grace, Ypsilanti Pilot Social Worker, 1.0 FTE, 185 workdays, Unit II to WEOC Social Worker, 1.0 FTE, 185 workdays, Unit II.
- Carla Green, TA Young Adult Virtual and Community Program - VCYATA, 1.0 FTE, 185 workdays, Unit I to TA YA Out-Center Floater, 1.0 FTE, 185 workdays, Unit I.

Page 3 – Regular Meeting– 1/14/2025

- Laura Kinney, Teacher VCYA Virtual & Community Young Adult Program, 1.0 FTE, 185 workdays, Unit II to Teacher DT Ypsi Young Adult Program, 1.0 FTE, 185 workdays, Unit II.
- Eric Jackson, Coordinator of Work Based Learning, 1.0 FTE, 210 workdays, Non-Affiliated to Coordinator of Work Based Learning, 1.0 FTE, 210 workdays, Non-Affiliated.
- Marshaun Brooks, Coordinator of CTE, 1.0 FTE, 210 workdays, Non-Affiliated to Coordinator of CTE, 1.0 FTE, 230 workdays, Non-Affiliated.

067-24-25

The Board approved the following staff retirements:

- John Miller, effective March 7, 2025
- Lauren Traywick, effective January 31, 2025

068-24-25

The Board authorized administration to amend the Propio Language Services contract for a total amount not to exceed \$33,500.00, as presented.

069-24-25

The Board authorized administration to approve a stipend of \$5,000 to Bill Coury, Stephanie Gabriel, Mike Maisano, Nahal Meshinchi, and Alex Zapien, and a stipend of \$2,500 to Leslie Hite and Soloman Zheng, as presented.

070-24-25

The Board authorized administration to approve the contract with Forthright Advising in the amount of \$29,900.00, as presented.

071-24-25

The Board authorized administration to approve the contract with Rhodes Branding for CTE Branding, Marketing and Video Production in the amount of \$81,000.00, as presented.

NEW BUSINESS – Michigan Department of Lifelong Education, Advancement, and Potential (MILEAP) Out of School Time (OST) Grant Award: Director of Instruction Dr. Jennifer Banks shared the Out of School Time (OST) grant the WISD was awarded with the Board.

Dorcas Musili moved, Steve Olsen seconded, that the Board of Education authorize the administration to accept the awarded funds from the Out of School Time grant in the amount of \$1,497,760.00, as presented.

Voting yes: Diane Hockett, Mary Jane Tramontin, Steve Olsen, Dorcas Musili

Voting no: None.

Abstained: Sarena Shivers

Motion carried.

NEW BUSINESS – Innovations Institute, University of Connecticut, School of Social Work, Workforce Development: Mental Health Clinical Supervisor DarNesha Green addressed the Board regarding the contract with the University of Connecticut, School of Social Work to provide coaching, certification, and capacity building for the WISD.

Sarena Shivers moved, Dorcas Musili seconded, that the Board of Education authorize the approval of the attached contact with Innovations Institute, University of Connecticut, School of Social Work for a cost not to exceed \$260,000.00 per year, as presented.

Voting yes: Diane Hockett, Mary Jane Tramontin, Sarena Shivers, Steve Olsen, Dorcas Musili

Voting no: None.

Motion carried.

NEW BUSINESS – Lease Recommendation – 4870 Clark Rd: Director of Operations Tanner Rowe addressed the Board about leasing the 4870 Clark Rd building for WISD use.

Steve Olsen moved, Dorcas Musili seconded, that the Board of Education authorize the administration to execute the lease agreement with MMB-RE LLC for two (2) suites located at 4870 Clark Rd. with rent totaling \$565,080 for the five-year term, as presented.

Voting yes: Diane Hockett, Mary Jane Tramontin, Sarena Shivers, Steve Olsen, Dorcas Musili

Voting no: None.

Motion carried.

NEW BUSINESS – Approval of new GSRP 2024-2025 Contacts and Contract Amounts: Executive Director for Early Childhood Dr. Edward Manuszak addressed the Board about the additional funding for 59 children Great Start Readiness Program (GSRP) slots for FY24-25.

Steve Olsen moved, Dorcas Musili seconded, that the Board of Education authorize the administration to approve the 2024-25 GRSP contract for the existing subrecipients in the amount of \$649,000.00, as presented.

Voting yes: Diane Hockett, Mary Jane Tramontin, Sarena Shivers, Steve Olsen, Dorcas Musili

Voting no: None.

Motion carried.

NEW BUSINESS – Partitions for Classroom Bathrooms at Beatty ELC: Executive Director for Early Childhood Dr. Edward Manuszak addressed the Board about replacement of the Beatty Early Learning Center bathroom partitions.

Dorcas Musili moved, Mary Jane Tramontin seconded, that the Board of Education authorize the administration to approve replacement of the classroom bathroom partitions for all classroom bathrooms at Beatty Early Learning Center for a cost not to exceed \$6,720.00, as presented.

Voting yes: Diane Hockett, Mary Jane Tramontin, Sarena Shivers, Steve Olsen, Dorcas Musili

Voting no: None.

Motion carried.

NEW BUSINESS – Blinds for Beatty Early Learning Center Executive Director for Early Childhood Dr. Edward Manuszak addressed the Board about replacement of the Beatty Early Learning Center blinds.

Steve Olsen moved, Dorcas Musili seconded, that the Board of Education authorize the administration to approve replacement of the classroom blinds for all classrooms at Beatty Early Learning Center in the amount of \$7,470.00, as presented.

Voting yes: Diane Hockett, Mary Jane Tramontin, Sarena Shivers, Steve Olsen, Dorcas Musili

Voting no: None.

Motion carried.

OTHER ITEMS OF BUSINESS – Revisit Updated Vision Statement: The Board of Education discussed their thoughts on the Updated WISD Vision Statement.

BOARD OF EDUCATION REPORTS:

- Trustee Diane Hockett shared about the Open Meetings Act Training on January 30, 2025.
- Trustee Diane Hockett discussed holding the evaluation of Superintendent Naomi Norman on the January 28, 2025 Board meeting.
- Trustee Steve Olsen shared the Michigan Head Start Association winter assembly on January 16, 2025.
- Trustee Sarena Shivers shared she will be a keynote speaker the MLK celebration in Troy on January 20, 2025.

ADMINISTRATIVE REPORTS - Superintendent's Report:

- Superintendent Naomi Norman, Deputy Superintendent Cherie Vannatter, and Trustee Sarena Shivers will be attending the MASA Mid-winter conference.
- The WISD will be hosting Board of Education Training from MASB on Saturday, January 18, 2025 at the TLC Building.
- The results of the of the Consensus Revenue estimating conference showed an increase in revenue for the School Aid Fund of over \$300M for this school year and over \$300M for next school year.
- PA 152 was revised based on votes of the House and Senate during lame duck. This bill addresses health insurance costs for school personnel. The current challenge is whether the House Bill will move forward to the governor's desk for approval.
- Update on bargaining negotiations.

ADJOURNMENT.

The meeting was adjourned at 6:22 PM

Respectfully submitted,

Steve Olsen, Secretary
Washtenaw ISD Board of Education



Washtenaw I S D

A REGIONAL EDUCATIONAL SERVICE AGENCY

DATE: 12/12/2024

TO: Cassandra D. Harmon-Higgins
Executive Director of Human Resources and Legal Services

FROM: Lyn Arons, Special Education Principals

RE: Lauren Lantis, WEOC Speech and Language Pathologist

I would like to recommend Lauren Lantis for employment as a WISD School Speech and Language Pathologist for the WEOC locations. Lauren has been employed as a SLP for 20 years working in Ann Arbor Public Schools and Lakeview Public School district (St Clair Shores, Mi). She earned her Bachelor of Arts in audiology and speech services from Michigan State University in 2001 and her masters of degree in speech-language pathology in 2004 from Western Michigan University. She has worked most recently with middle and high school students in Ann Arbor Public Schools.

If approved by the board Lauren's salary would be \$96,208, step 15, MA30. All other fringe benefits are set forth in the Unit 2 contract.

Please let me know if you require additional information.

LAUREN T. LANTIS

PERSONAL SUMMARY

Passionate, licensed, and certified Speech-Language Pathologist with 18 years of experience. My professional expertise is evaluating and providing therapeutic support for middle and high school students with speech and language disorders. This includes working with students with cognitive, emotional, and autism spectrum disorders and individualizing therapy to meet their learning wants and needs. In addition, I provide training and materials for other staff who work with the students to generalize social and functional communication skills.

EDUCATION

Michigan State University, East Lansing, MI

Bachelor of Arts Degree in Audiology and Speech Sciences

August 2001

Western Michigan University, Kalamazoo, MI

Master of Arts Degree in Speech-Language Pathology

April 2004

WORK HISTORY

Speech Language Pathologist

Ann Arbor Public School District, Ann Arbor, MI

August 2005 – present

- Provide evaluations, individual, and group therapy to a caseload of 50+ (middle school through high school) students
 - Provide services to middle school self-contained Cognitive Impairment classroom students and staff
 - Facilitate weekly functional social communication groups
 - Provide services to high school self-contained Emotional Impairment classroom students and staff
 - Facilitate weekly functional social cognition groups
 - Provide individualized therapy materials for students and subsequent training for staff to increase the generalization of social and functional communication skills throughout the school setting
- Participate in regular and special education student study teams
- Participate in annual Individualized Education Plan Team (IEP) and Multidisciplinary Evaluation Team (MET) meetings
- Ann Arbor Education Association (AAEA) Special Education Representative
- Slauson Middle School Equity Team member

Speech Language Pathologist

Lakeview Public School District, St. Clair Shores, MI

August 2004 – August 2005

- Provided evaluations and group therapy to a caseload of 65 (preschool through high school) children
- Participated in regular and special education child study teams
- Participated in annual Individualized Education Plan Team (IEP) and Multidisciplinary Evaluation Team (MET) meetings

Professional License and Accreditation

- **American Speech-Language-Hearing Association**, Certificate of Clinical Competence, 2004 to present
- **Licensed Speech-Language Pathologist**, State of Michigan, 2013 to present

Washenaw ISD Position Change / Upgrade Form

The supervisor of the position should complete and sign this form if you are anticipating an upgrade /reclassification, title/duties change and/or a salary/market increase for the position. Please note that the final decision on classification of the subject position will be made by the Executive Cabinet and the Superintendent.

Change Recommended

Please select all that apply

- Position change
- Salary Level /Wage
- Location
- FTE
- Bargaining Unit
- Work days
- Account Split
- Other

Employee Name:

Please enter the employee name, incumbent name, or "Vacant"

Ralls, Becky/Vacant - 04/01/2025

Department

Special Education

Supervisor

Deborah Hester Washington

Current Position Title

Supervision -YA

Current Position Number

51.87226.01

Current Bargaining Unit

Non-Affiliated

Current Pay Rate/ Salary Level

Grade 12 (230 Days) \$100,460-\$123,464

Recommended Pay Rate/ Salary Level

Grade 12 (230 Days) \$110,028-\$135,223

Current FTE

1

Recommended FTE

1

Current Number of Work Days

210

Recommended Number of Work Days

230

Should the Current Position Remain?

- Remain
- Delete

Current Account 1

22.1226.1160.081.0000.00000.3000

Current Account 1 Split

70

Current Account 2

22.1226.1160.081.0000.07487.2009

Current Account 2 Split

30

Current Account 3

30

Current Account 3 Split

30

Current Account 4

30

Current Account 4 Split

30

Recommended Account 1

22.1226.1160.081.0000.00000.3000

Recommended Account 1 Split

70

Current Location

Worksite/Desk Location
Ann Arbor Young Adult

Rational for Position Change

Briefly explain how this position has changed, giving concrete examples of the changes
Becky Ralls is retiring supervisor/principal position changing to 230.

Effective Date

Date new duties were assigned or changes made
04/01/2025

List Positions/Employees Performing Similar Work

Do you know of/are you aware of any other positions or employees assigned/performing work similar to that of this position in its new description? If so, please list position titles or names of incumbents

Chandra Dumas, Jennifer Parrelly, Tracey Johnson, Melissa Paschall

Department Head Comments

[Empty comment box]

Department Head

Deborah Hester-Washington

01/09/2025

Finance Approval

- Approve
- Adjust, See Comments

Finance Comments

[Empty comment box]

Finance

SAP

01/16/2025

Human Resources Comments

Reclassifying vacant position to 230 days.

Human Resources / Executive Admin Review

CD Harmon-Higgins

01/14/2025

Superintendent Comments

I'm approving the shift to 230 days. I don't believe the title of the position is accurate on this form. I believe this is a Principal position.

Superintendent

Naami Norman

01/16/2025

Human Resources Approval

- Approve
- Adjust, See Comments

TO: Naomi Norman, Superintendent; WISD Board of Education

FROM: Cassandra Harmon-Higgins, Esq. Executive Director of Human Resources

DATE: January 28, 2025

RE: Resignation Notification

Attached please find Armeka Richey's letter of resignation, effective January 15, 2025. Armeka has been employed with the WISD since September 23, 2024, as an Office Professional 2 at our Young Adult Red Oak Program.

The Administration recommends that the Board accepts Armeka's letter of resignation. We wish her well in her future endeavors.

CC: Cherie Vannatter, Deputy Superintendent
Brian Marcel, Associate Superintendent
File

Nicole Hubler

From: Armeka Richey
Sent: Thursday, January 9, 2025 8:09 AM
To: Chandra Dumas
Cc: Deborah Hester-Washington; Cassandra Harmon-Higgins; Nicole Hubler; Cherie Vannatter; TJ Gregg
Subject: Letter of resignation

Hello,

I am resigning from WISD and my position as Office Professional at Red Oak school effective 3:00 PM, January 15, 2025.

Thank you so much for the opportunity to help in this capacity. It has been a pleasure learning from and serving professionally under my new friend, Ms. Chandra Dumas and getting to know the students and staff and kind parents at Red Oak.

The contact information you have on file for me is permanent and remains the same. Please reach out with any questions or concerns.

With gratitude,
Armeka

Armeka Richey
Office Professional, Red Oak
Washtenaw Intermediate School District

Pronouns: she/her/hers
arichey@washtenawisd.org
(734) 994-8190 x3201
www.washtenawisd.org
Let's Talk! Ask questions or share a shout out!
Follow @WashISD! [Facebook](#) | [Instagram](#)

TO: Naomi Norman, Superintendent; WISD Board of Education

FROM: Cassandra Harmon-Higgins, Esq. Executive Director of Human Resources

DATE: January 28, 2025

RE: Resignation Notification

Attached please find Margaret Lyons letter of resignation, effective February 5, 2025. Margaret has been employed with the WISD since January 23, 2023, as a Early Intervention Home Visitor in our Early Childhood Department.

The Administration recommends that the Board accepts Margaret's letter of resignation. We wish her well in her future endeavors.

CC: Cherie Vannatter, Deputy Superintendent
Brian Marcel, Associate Superintendent
File

Dear Althea Wilson,

I would like to inform you that I am resigning from my position as Early Head Start Home Visitor at Washtenaw Intermediate School District. I'm moving to California to help my husband in the ministry with his church and with his restaurant business. My last day at WISD will be February 5, 2025.

I understand that this sudden resignation may cause some inconvenience, and I apologize for any disruption this may cause to the team. I have enjoyed working with such amazing staff. WISD staff are a group of amazing and dedicated workers.

Thank you very much for the opportunities for professional and personal development that you have provided during the last two years.

Sincerely,

Margaret Hogan(Lyons)

TO: Naomi Norman, Superintendent; WISD Board of Education

FROM: Cassandra Harmon-Higgins, Esq. Executive Director of Human Resources

DATE: January 28, 2025

RE: Resignation Notification

Attached please find Ryan Griffin's letter of resignation, effective January 17, 2025. Ryan has been employed with the WISD since July 29, 2024, as a Family Support Specialist in our Early Childhood Department.

The Administration recommends that the Board accepts Ryan's letter of resignation. We wish him well in his future endeavors.

CC: Cherie Vannatter, Deputy Superintendent
Brian Marcel, Associate Superintendent
File

Nicole Hubler

From: Ryan Griffin <rgriffin@washisd.net>
Sent: Monday, January 13, 2025 10:15 AM
To: Edward Manuszak
Cc: Althea Wilson; Nicole Hubler; yorkn@aaps.k12.mi.us
Subject: FSS

Good morning,

Due to unforeseen circumstances and personal reasons, I will have to step down from my Family Service Specialist Position for the Washtenaw Intermediate School District. I would like to express my gratitude for the opportunity and experience that this position has provided me.

Some factors are out of my control, therefore my last day of employment with the WISD will be on Friday January 17, 2025. I hope that this doesn't create a huge problem for the district.

Again, I truly thank you.
God bless and be well.

Sincerely,
Ryan L. Griffin, MA



Washtenaw ISD

A REGIONAL EDUCATIONAL SERVICE AGENCY

TO: Naomi Norman, Superintendent and the WISD Board of Education

FROM: Sarah Hierman, Coordinator, Grants & Special Projects

CC: Holly Heaviland, Executive Director, Community & School Partnerships

DATE: January 15, 2025

RE: Contracted Services with Ozone House, partnership to operate the Education Project for Homeless Youth

Attached is a contract with Ozone House. The continued partnership with Ozone House has provided a level of program sustainability and continuity of services that have truly benefited our county McKinney-Vento homeless students. Ozone House provides not only a consistent staff of qualified social workers, but the ability to leverage and manage interns, donation drives, and coordination of transportation.

Ozone House was selected as the non-profit partner who would ensure that homeless students and their families would receive and be connected to services necessary for the continuation of education. With this commitment comes assurances that delivery of services through EPHY would continue should there be any changes in staffing or in demand of services. In addition, Ozone House brings experience in working with at-risk youth and a wealth of community partnerships to better connect and assist our families in need.

The amount of the contract is \$60,000.00 for the period of October 1, 2024, through September 30, 2025. It is fiscally supported through the McKinney Vento Homeless Youth Grant and community support. The scope of work outlined above is further detailed in the contract and includes specific deliverables for service delivery.

Please contact me with any additional questions.



**WASHTENAW INTERMEDIATE SCHOOL DISTRICT
CONTRACTED SERVICES AGREEMENT - COMPANY**

This agreement is made this 1st day of October, 2024 by and between Washtenaw Intermediate School District, hereinafter referred to as WISD or District, and Ozone House, hereinafter referred to as Contractor.

It is the intention of the parties hereto to enter into an Agreement defining the nature and extent of the duties to be performed by the Contractor, the place where the services are to be performed and the time limitation on the performance of the duties.

SECTION I – SCOPE OF SERVICES

Now, therefore, in consideration of payment to the Contractor of the sums specified in Section II, the Contractor does hereby agree as follows:

1. The Contractor shall commence performance of the duties in Section I, Number 2 no earlier than October 1, 2024. Once this contract is implemented, the ending date for providing services shall be September 30, 2025.
2. The Contractor agrees to perform the following duties and any necessary tasks incident to full performance of the described duties:
 - a. Identification Support - Provide a .5FTE, MSW Coordinator to manage all functions in the Education Project for Homeless Youth office, located at WISD, four days/week from 9:00am-3:30pm. Functions include assisting LEAs with identification of McKinney Vento eligible students and families by overseeing closed-loop referral process. Ensure consistent communication with districts. Reconcile data monthly. Support outreach efforts by reaching out via multiple channels (e.g., community partners) to encourage referrals resulting in identification of students.
 - b. Removal of Education Barriers - Assist with conducting student needs assessments to identify barriers for meaningful participation in education. Work with Grant Coordinator, Liaison, and other community partners to identify resources to support the removal of barriers. Supports may include, but not be limited to, supporting immediate enrollment needs of student, connecting student to special education services, connection to tutoring services, credit recovery programs, and other academic supports. Identify opportunities to remove barriers to participation in school by coordinating and distributing resources not available via referral channels. Provide volunteers and staffing to manage the acquisition, organization, and distribution of tangible goods. Activities include initiating drives and, with input from WISD, soliciting donations from companies. Coordinate and collaborate with partners currently providing resources to families and students.
 - c. Coordination of Transportation - Document need for and coordinate temporary (stop-gap) transportation for MV eligible students while districts coordinate long-term transportation. Communicate long-term transportation needs with district personnel and maintain documentation of resources provided.
 - d. Referral Coordination - Provide service linkages to local resources, maximizing community partnerships and resources such as Washtenaw 211, connect youth and families to existing 24-hour crisis line supports (e.g., Ozone House's crisis line, CMH CARES), HAWC, and other partners.
 - e. Homeless Provider Collaboration - Work closely with local homeless providers to ensure youth's educational experiences are not disrupted.

f. Outreach Tool: Community Education Digest - Compile and disseminate an email newsletter to inform community of EPHY, Ozone House, and other services for homeless youth and families.

g. Trainings - Assist in planning and coordination of MV Liaison Trainings. Provide regular training and consultation/technical assistance to interns, volunteers, Liaisons, Allies, and community partners.

3. The Contractor shall provide, at the request of WISD, periodic progress reports detailing the tasks accomplished and the tasks remaining to be accomplished to complete full performance of the Contractor's duties as described.
4. Prior to any work being completed on WISD grounds, individuals working for the Contractor **may be required** to undergo a criminal background check by having fingerprints scanned electronically and submitted to the Michigan State Police. A list of all such employees must be provided to WISD by the Contractor as **Attachment A**. The Contractor will be responsible for payment of the fingerprinting service. (The proper forms must be obtained by the HR Department. Specific written exemption of the fingerprint requirement must be provided by the WISD Executive Director of Human Resources and Legal Services, in compliance with School Safety Legislation and WISD Board Policy).
5. The Contractor must also comply with Public Act 131 of 2005, which details the procedure to follow if the Contractor, or any individuals working on behalf of the Contractor, has/have been charged with a crime listed under Section 1535a (1) of the Michigan School Code, or a violation of a substantially similar law of another state, a political subdivision of this state or another state, or of the United States.

SECTION II -COMPENSATION

WISD does hereby agree as follows:

1. The maximum consideration for the Contractor's services as described in Section I shall be **\$60,000.00** including all related expenses, including travel expenses outlined in Section III.
2. The above consideration for the Contractor's services is based on the time reasonably expended by the Contractor to complete the tasks herein above described in Section I.
3. The Contractor shall submit an invoice describing the services, including dates and hours of work, for part payment of the contract price not more frequently than once per month. The contractor shall submit an invoice requesting payment no more than thirty (30) days after the work has been performed. Invoices submitted after this date may not be paid.
4. The Contract is retained by WISD only for the purposes and to the extent sent forth in this Agreement, and the Contractor's relationship to WISD shall, during the life of this Agreement, be that of an independent contractor. As such, WISD agrees that the Contractor shall be free to dispose of such portion of his/her entire time, energy, and skill during regular business hours that s/he is not obligated to devote to WISD in such manner as the Contractor sees fit. The Contractor shall not be considered as having an employee status or as being entitled to participate in any plans, arrangements, or distributions by WISD pertaining to or in the connection with any fringe, pension, bonus or similar benefits for the WISD's regular employees. WISD will not withhold or pay any sums, state, federal or local taxes, FICA, Michigan School Employees Retirement, MESC insurance, or worker's compensation insurance, unless required by law. The Contractor agrees to hold WISD harmless for the payment of such sum, interest, penalties or costs in the collection of same. Nothing in this agreement shall be construed to interfere with or otherwise affect rendering of services by the Contractor in accordance with its professional judgment.

5. The contractor has not been debarred, excluded or disqualified¹ under the non-procurement common rule, or otherwise declared ineligible from receiving Federal funds, contracts, certain subcontracts, and certain Federal assistance/benefits.
6. WISD acknowledges that the Contractor has no responsibility for the supervision of any WISD personnel in carrying out his/her contractual functions, and any recommendations made by the Contractor (other than in treating patients whom s/he has examined,) will require independent judgment of WISD prior to being effectuated.
7. WISD agrees that the Contractor shall have access to WISD premises at such time as is necessary for the Contractor to perform the above described tasks. However, WISD may require at least a one week's prior notice relating to the use of certain facilities.
8. In compliance with federal requirements, payments shall be made to a vendor on a reimbursement basis for services delivered; not as a prepayment.
9. WISD agrees to promptly pay the invoices submitted by the Contractor upon verification of the rendering of the services and within 30 calendar days from receipt in the WISD's Business Office.
10. WISD agrees to report to the Internal Revenue Service all amounts paid or reimbursed for services of the Agreement in conjunction with the legal requirements.

SECTION III – OTHER CONSIDERATIONS

1. All expenses for travel and mileage as a result of rendering the services identified in Section I are the responsibility of the Contractor. However, WISD may ask the Contractor to incur travel expenses not foreseen prior to the execution of this contract. If this occurs, WISD pre-approved travel costs associated with this Contract will be paid by WISD at a rate to be determined by WISD. Such travel expenses must be submitted under the guidelines established by WISD, including expense submission dates and inclusion of detailed receipts.
2. Nothing in this Agreement shall be considered to create the relationship of employer and employee between the parties at any time during the life of this Agreement.
3. The WISD shall retain ownership interest in any of the following three (3) circumstances:
 - i. The WISD expressly directs the Contractor to create a specified work (electronic or otherwise) or the work is a specific requirement of the contract;
 - ii. Any documents (electronic or otherwise) created and or developed by the Contractor while under contract with the WISD; or
 - iii. The Contractor voluntarily transfers the copyright, in whole or in part to the WISD in the form of a written document signed by said Contractor.
4. The work done by the Contractor shall be to the entire satisfaction of WISD. Should the Contractor unsatisfactorily perform the duties, WISD may cancel the Agreement and the Contractor shall have no claim for any of the balance of the contract price remaining to be paid at date of termination other than amounts related to services provided prior to termination.
5. Either party may terminate this Agreement by giving the other 30 days advance written notice.

¹ Verified via the government System for Award Management (SAM) website; <https://www.sam.gov/portal/SAM/#1>

Attachment A
LISTING OF ALL EMPLOYEES OF THE CONTRACTOR
WORKING ON WISD GROUNDS

Full Name (Last, First, Middle)

Job Title/Position/Responsibility

1. Edwards, Brian

Education Project Coordinator

2.

3.

4.

5.

6.

7.

8.

9.

10.

Use additional sheet(s) if necessary



Washtenaw ISD

A REGIONAL EDUCATIONAL SERVICE AGENCY

TO: Naomi Norman, Superintendent and the WISD Board of Education

FROM: Sarah Hierman, Coordinator, Grants & Special Projects

CC: Holly Heaviland, Executive Director, Community & School Partnerships

DATE: January 9, 2025

RE: Contract: Services with Washtenaw Community College, Adult Education

Attached is a contract with Washtenaw Community College. The contract deliverables support the operation of the Adult Education Program site, located on Clark Street in Ypsilanti. The position deliverables include the employment and/or contract for the services of qualified staff necessary to the operation of the program.

The contract details include:

- Total contract amount of \$418,150.00 for the period of July 1, 2024, through June 30, 2025.

Please contact me with any additional questions.

**WASHTENAW INTERMEDIATE SCHOOL DISTRICT
CONTRACTED SERVICES AGREEMENT - COMPANY**

This agreement is made this 21st day of October, 2024 by and between Washtenaw Intermediate School District, hereinafter referred to as WISD or District, and Washtenaw Community College, hereinafter referred to as Contractor.

It is the intention of the parties hereto to enter into an Agreement defining the nature and extent of the duties to be performed by the Contractor, the place where the services are to be performed and the time limitation on the performance of the duties.

**SECTION I – SCOPE OF
SERVICES**

Now, therefore, in consideration of payment to the Contractor of the sums specified in Section II, the Contractor does hereby agree as follows:

1. The Contractor shall commence performance of the duties in Section I, Number 2 no earlier than July 1, 2024. Once this contract is implemented, the ending date for providing services shall be June 30, 2025.
2. The Contractor agrees to perform the following duties and any necessary tasks incident to full performance of the described duties:

Duty 1: Operate Adult Education Programs (adult English as a second language) in accordance with the Michigan Department of Education or Workforce Development Agency and Michigan Workforce Development Agency Requirements.

Duty 2: Ensure that program operations meet all Michigan Department of Education, Workforce Development Agency, and other pertinent regulations and management responsibilities.

Duty 3: Maintain records and accounts as deemed necessary by the Grantee and Michigan Department of Education (7 years).

Duty 4: Employ and/or contract for the services of qualified staff necessary to the operation of the program, meeting the required certification and other staff qualification requirements per Michigan Department of Education and Workforce Development Agency regulations.

Duty 5: Provide, through Contractor or lease/use agreements, suitable classroom, office, and activity space to meet programming needs.

Duty 6: Operate according to a pre-approved budget and submit requests for payment quarterly using the format provided by WISD.

Duty 7: Agree that the total reimbursement to be paid hereunder will not exceed the amount of \$418,150.00 all services rendered. No additional funds is promised, however in the event that additional funds become available WISD and the Contractor can mutually amend the contract.

Duty 8: WISD, with the guidance of the Talent Coordinating Council of Prosperity Region 9, reserves the right to reassign unused funds to another Contractor and transfer the unused portion of the annual reimbursement award.

Duty 9: The Contractor will assist WISD in meeting all goals, objectives, and reporting requirements of the grant.

3. The Contractor shall provide, at the request of WISD, periodic progress reports detailing the tasks accomplished and the tasks remaining to be accomplished to complete full performance of the Contractor's duties as described.
4. Prior to any work being completed on WISD grounds, individuals working for the Contractor **may be required** to undergo a criminal background check by having fingerprints scanned electronically and submitted to the Michigan State Police. A list of all such employees must be provided to WISD by the Contractor as **Attachment A**. The Contractor will be responsible for payment of the fingerprinting service. (The proper forms must be obtained by the HR Department. Specific written exemption of the fingerprint requirement must be provided by the WISD Executive Director of Human Resources and Legal Services, in compliance with School Safety Legislation and WISD Board Policy).
5. The Contractor must also comply with Public Act 131 of 2005, which details the procedure to follow if the Contractor, or any individuals working on behalf of the Contractor, has/have been charged with a crime listed under Section 1535a (1) of the Michigan School Code, or a violation of a substantially similar law of another state, a political subdivision of this state or another state, or of the United States.

SECTION II-COMPENSATION

WISD does hereby agree as follows:

1. The maximum consideration for the Contractor's services as described in Section I shall be **\$418,150.00** including all related expenses, including travel expenses outlined in Section III.
2. The above consideration for the Contractor's services is based on the time reasonably expended by the Contractor to complete the tasks herein above described in Section I.
3. The Contractor shall submit an invoice describing the services, including dates and hours of work, for part payment of the contract price not more frequently than once per month. The contractor shall submit an invoice requesting payment no more than thirty (30) days after the work has been performed. Invoices submitted after this date may not be paid.
4. The Contract is retained by WISD only for the purposes and to the extent set forth in this Agreement, and the Contractor's relationship to WISD shall, during the life of this Agreement, be that of an independent contractor. As such, WISD agrees that the Contractor shall be free to dispose of such portion of his/her entire time, energy, and skill during regular business hours that s/he is not obligated to devote to WISD in such manner as the Contractor sees fit. The Contractor shall not be considered as having an employee status or as being entitled to participate in any plans, arrangements, or distributions by WISD pertaining to or in the connection with any fringe, pension, bonus or similar benefits for the WISD's regular employees. WISD will not withhold or pay any sums, state, federal or local taxes, FICA, Michigan School Employees Retirement, MESC insurance, or worker's compensation insurance, unless required by law. The Contractor agrees to hold WISD harmless for the payment of such sum, interest, penalties or costs in the collection of same. Nothing in this agreement shall be construed to interfere with or otherwise affect rendering of services by the Contractor in accordance with its professional judgment.
5. The contractor has not been debarred, excluded or disqualified¹ under the non-procurement common rule, or otherwise declared ineligible from receiving Federal funds, contracts, certain subcontracts, and certain Federal assistance/benefits.
6. WISD acknowledges that the Contractor has no responsibility for the supervision of any WISD

¹ Verified via the government System for Award Management (SAM) website; <https://www.sam.gov/portal/SAM/#1>

personnel in carrying out his/her contractual functions, and any recommendations made by the Contractor (other than in treating patients whom s/he has examined,) will require independent judgment of WISD prior to being effectuated.

7. WISD agrees that the Contractor shall have access to WISD premises at such time as is necessary for the Contractor to perform the above described tasks. However, WISD may require at least a one week's prior notice relating to the use of certain facilities.
8. In compliance with federal requirements, payments shall be made to a vendor on a reimbursement basis for services delivered; not as a prepayment.
9. WISD agrees to promptly pay the invoices submitted by the Contractor upon verification of the rendering of the services and within 30 calendar days from receipt in the WISD's Business Office.
10. WISD agrees to report to the Internal Revenue Service all amounts paid or reimbursed for services of the Agreement in conjunction with the legal requirements.

SECTION III - OTHER CONSIDERATIONS

1. All expenses for travel and mileage as a result of rendering the services identified in Section I are the responsibility of the Contractor. However, WISD may ask the Contractor to incur travel expenses not foreseen prior to the execution of this contract. If this occurs, WISD pre-approved travel costs associated with this Contract will be paid by WISD at a rate to be determined by WISD. Such travel expenses must be submitted under the guidelines established by WISD, including expense submission dates and inclusion of detailed receipts.
2. Nothing in this Agreement shall be considered to create the relationship of employer and employee between the parties at any time during the life of this Agreement.
3. The WISD shall retain ownership interest in any of the following three (3) circumstances:
 - i. The WISD expressly directs the Contractor to create a specified work (electronic or otherwise) or the work is a specific requirement of the contract;
 - ii. Any documents (electronic or otherwise) created and or developed by the Contractor while under contract with the WISD; or
 - iii. The Contractor voluntarily transfers the copyright, in whole or in part to the WISD in the form of a written document signed by said Contractor.
4. The work done by the Contractor shall be to the entire satisfaction of WISD. Should the Contractor unsatisfactorily perform the duties, WISD may cancel the Agreement and the Contractor shall have no claim for any of the balance of the contract price remaining to be paid at date of termination other than amounts related to services provided prior to termination.
5. Either party may terminate this Agreement by giving the other 30 days advance written notice.
6. WISD may change the duties of the Contractor as above described, but such change shall not be a substantial alternation of the Contractor's duties, nor can such change be made without the input of the Contractor.

SECTION IV - INSURANCE COVERAGE

In the event that the Contractor uses motor vehicles in the course of performing the services above described, the Contractor shall provide to WISD proof of public liability insurance and property damage insurance in such sums as shall be deemed appropriate by WISD.

The Contractor shall maintain at his/her own expense during the term of this Contract, the following

insurance:


- 1.) Workers' Compensation Insurance with Michigan statutory limits of Employers' Liability Insurance with a minimum limit of \$500,000 each accident;
- 2.) Comprehensive General Liability Insurance with a combined single limit of \$1,000,000 each occurrence, \$1,000,000 aggregate, for bodily injury and property damage. The policy shall include blanket contractual and liability and personal injury coverage.

The Contractor understands that WISD's liability insurance policies may not afford any coverage for any work associated with this contract. Therefore, the Contractor agrees to hold WISD harmless 1) for any sum related to the cost of liability insurance, 2) from any and all liabilities, claims, liens, demands and costs, of whatsoever kind and nature, and 3) from any associated attorney fees, arising out of the performance of the work described in Section I. The Contractor shall obtain and provide proof of public liability insurance in such sums as shall be deemed appropriate by WISD unless specific written exemption is provided by the Assistant Superintendent, Business Services. Neither party shall be responsible for any action or inaction of the other party or its officers, agents, or employees, nor for insurance costs or legal fees, related thereto.

SIGNATURES

The Contractor acknowledges by his/her signature that he/she has read the Agreement and understands same and agrees this contract constitutes the total agreement between the parties and that anything not included in this contract is expressly excluded.

Agreed to on October 21, 2024



 Terry Barnes, Vice President and CFO
 Contractor – Washtenaw Community College

DATE 10/28/2024

 Holly Heaviland, Ed.D., Executive Director, Community &
 School Partnerships, Washtenaw ISD

DATE _____

 Washtenaw Intermediate School District

DATE _____

 Washtenaw Intermediate School District

DATE _____

 Washtenaw Intermediate School District

DATE _____

Exhibit A
**LISTING OF ALL EMPLOYEES OF THE CONTRACTOR
WORKING ON WISD GROUNDS**

<u>Full Name (Last, First, Middle)</u>	<u>Job Title/Position/Responsibility</u>
1. Charles Barbieri	ESL Instructor
2. Emily De La Cruz	ESL Instructor
3. Laurie Englehart	Program Director
4. Lisa Gruich	ESL Instructor
5. Terri Hart	ESL Instructor
6. Lisa Jaszcz	ESL Instructor
7. Christine Mann	ESL Instructor
8. Christine Merrill	ESL Instructor
9. Huda Yasan	ESL Program Liaison
10. Mindy Sanderson	ESL Instructor

Use additional sheet(s) if necessary



DATE: January 28, 2025

TO: Naomi Norman, Superintendent
and Members of the WISD Board of Education

FROM: Cassandra D. Harmon-Higgins, Esq.
Executive Director, Human Resources and Legal Services

RE: **WISD Board Meeting - Closed Session # 25-001**

A closed session is requested, in compliance with MCL 15.268(1)(f); the individual at issue has requested the session to be closed.

cc: Brian Marcel, Associate Superintendent
Cherie Vannatter, Deputy Superintendent
File